



# Rules of Golf

Effective January 2023

© 2022 R&A Rules Limited and The United States Golf Association.  
All rights reserved.





Together, The R&A, based in St Andrews, Scotland and the USGA, based in Liberty Corner, New Jersey govern the game worldwide, including writing and interpreting the Rules of Golf.

While collaborating to issue a single set of Rules, The R&A and the USGA operate in separate working jurisdictions. The USGA is responsible for administering the Rules in the United States, its territories and Mexico, and The R&A, operating with the consent of its affiliated golfing bodies, has the same responsibilities for all other parts of the world.

The R&A and the USGA reserve the right to amend both the Rules and their interpretations at any time.

[www.RandA.org](http://www.RandA.org)

[www.USGA.org](http://www.USGA.org)

# Contents

<b>Foreword to the 2023 Edition of the Rules of Golf</b>	<b>8</b>
<b>Principal Changes Introduced in the 2023 Rules of Golf</b>	<b>15</b>
<b>How to Use the Rule Book</b>	<b>17</b>
<b>I. Fundamentals of the Game (Rules 1-4)</b>	<b>19</b>
<b>Rule 1 – The Game, Player Conduct and the Rules</b>	<b>20</b>
1.1 The Game of Golf	20
1.2 Standards of Player Conduct	20
1.3 Playing by the Rules	21
<b>Rule 2 – The Course</b>	<b>25</b>
2.1 Course Boundaries and Out of Bounds	25
2.2 Defined Areas of the Course	25
2.3 Objects or Conditions That Can Interfere with Play	27
2.4 No Play Zones	27
<b>Rule 3 – The Competition</b>	<b>28</b>
3.1 Central Elements of Every Competition	28
3.2 Match Play	29
3.3 Stroke Play	34
<b>Rule 4 – The Player’s Equipment</b>	<b>38</b>
4.1 Clubs	38
4.2 Balls	43
4.3 Use of Equipment	44
<b>II. Playing the Round and a Hole (Rules 5-6)</b>	<b>49</b>
<b>Rule 5 – Playing the Round</b>	<b>50</b>
5.1 Meaning of Round	50
5.2 Practising on Course Before or Between Rounds	50
5.3 Starting and Ending Round	51
5.4 Playing in Groups	52
5.5 Practising During Round or While Play Is Stopped	53
5.6 Unreasonable Delay; Prompt Pace of Play	54
5.7 Stopping Play; Resuming Play	55

## Contents

<b>Rule 6 – Playing a Hole</b>	<b>59</b>
6.1 Starting Play of a Hole	59
6.2 Playing Ball from Teeing Area	60
6.3 Ball Used in Play of Hole	63
6.4 Order of Play When Playing Hole	65
6.5 Completing Play of a Hole	68
<b>III. Playing the Ball (Rules 7-11)</b>	<b>69</b>
<b>Rule 7 – Ball Search: Finding and Identifying Ball</b>	<b>70</b>
7.1 How to Fairly Search for Ball	70
7.2 How to Identify Ball	71
7.3 Lifting Ball to Identify It	71
7.4 Ball Accidentally Moved in Trying to Find or Identify It	72
<b>Rule 8 – Course Played as It Is Found</b>	<b>73</b>
8.1 Player’s Actions That Improve Conditions Affecting the Stroke	73
8.2 Player’s Deliberate Actions to Alter Other Physical Conditions to Affect the Player’s Own Ball at Rest or Stroke to Be Made	77
8.3 Player’s Deliberate Actions to Alter Physical Conditions to Affect Another Player’s Ball at Rest or Stroke to Be Made	78
<b>Rule 9 – Ball Played as It Lies; Ball at Rest Lifted or Moved</b>	<b>79</b>
9.1 Ball Played as It Lies	79
9.2 Deciding Whether Ball Moved and What Caused It to Move	80
9.3 Ball Moved by Natural Forces	80
9.4 Ball Lifted or Moved by Player	81
9.5 Ball Lifted or Moved by Opponent in Match Play	82
9.6 Ball Lifted or Moved by Outside Influence	83
9.7 Ball-Marker Lifted or Moved	84
<b>Rule 10 – Preparing for and Making a Stroke; Advice and Help; Caddies</b>	<b>85</b>
10.1 Making a Stroke	85
10.2 Advice and Other Help	87
10.3 Caddies	90
<b>Rule 11 – Ball in Motion Accidentally Hits Person, Animal or Object; Deliberate Actions to Affect Ball in Motion</b>	<b>94</b>
11.1 Ball in Motion Accidentally Hits Person or Outside Influence	94
11.2 Ball in Motion Deliberately Deflected or Stopped by Person	96
11.3 Deliberately Removing Objects or Altering Conditions to Affect Ball in Motion	98



<b>IV. Specific Rules for Bunkers and Putting Greens (Rules 12-13)</b>	<b>99</b>
<b>Rule 12 – Bunkers</b>	<b>100</b>
12.1 When Ball Is in Bunker	101
12.2 Playing Ball in Bunker	101
12.3 Specific Rules for Relief for Ball in Bunker	102
<b>Rule 13 – Putting Greens</b>	<b>103</b>
13.1 Actions Allowed or Required on Putting Greens	103
13.2 The Flagstick	108
13.3 Ball Overhanging Hole	112
<b>V. Lifting and Returning a Ball to Play (Rule 14)</b>	<b>113</b>
<b>Rule 14 – Procedures for Ball: Marking, Lifting and Cleaning; Replacing on Spot; Dropping in Relief Area; Playing from Wrong Place</b>	<b>114</b>
14.1 Marking, Lifting and Cleaning Ball	114
14.2 Replacing Ball on Spot	115
14.3 Dropping Ball in Relief Area	118
14.4 When Player’s Ball Is Back in Play After Original Ball Was Out of Play	123
14.5 Correcting Mistake Made in Substituting, Replacing, Dropping or Placing Ball	124
14.6 Making Next Stroke from Where Previous Stroke Made	125
14.7 Playing from Wrong Place	127
<b>VI. Free Relief (Rules 15-16)</b>	<b>129</b>
<b>Rule 15 – Relief from Loose Impediments and Movable Obstructions (Including Ball or Ball-Marker Helping or Interfering with Play)</b>	<b>130</b>
15.1 Loose Impediments	130
15.2 Movable Obstructions	131
15.3 Ball or Ball-Marker Helping or Interfering with Play	134
<b>Rule 16 – Relief from Abnormal Course Conditions (Including Immovable Obstructions), Dangerous Animal Condition, Embedded Ball</b>	<b>137</b>
16.1 Abnormal Course Conditions (Including Immovable Obstructions)	137
16.2 Dangerous Animal Condition	144
16.3 Embedded Ball	145
16.4 Lifting Ball to See If It Lies in Condition Where Relief Allowed	148

## Contents

<b>VII. Penalty Relief (Rules 17-19)</b>	<b>149</b>
<b>Rule 17 – Penalty Areas</b>	<b>150</b>
17.1 Options for Ball in Penalty Area	150
17.2 Options After Playing Ball from Penalty Area	155
17.3 No Relief Under Other Rules for Ball in Penalty Area	158
<b>Rule 18 – Stroke-and-Distance Relief; Ball Lost or Out of Bounds; Provisional Ball</b>	<b>159</b>
18.1 Relief Under Penalty of Stroke and Distance Allowed at Any Time	159
18.2 Ball Lost or Out of Bounds: Stroke-and-Distance Relief Must Be Taken	160
18.3 Provisional Ball	162
<b>Rule 19 – Unplayable Ball</b>	<b>166</b>
19.1 Player May Decide to Take Unplayable Ball Relief Anywhere Except Penalty Area	166
19.2 Relief Options for Unplayable Ball in General Area or on Putting Green	166
19.3 Relief Options for Unplayable Ball in Bunker	169
<b>VIII. Procedures for Players and Committee When Issues Arise in Applying the Rules (Rule 20)</b>	<b>171</b>
<b>Rule 20 – Resolving Rules Issues During Round; Rulings by Referee and Committee</b>	<b>172</b>
20.1 Resolving Rules Issues During Round	172
20.2 Rulings on Issues Under the Rules	176
20.3 Situations Not Covered by the Rules	178
<b>IX. Other Forms of Play (Rules 21-24)</b>	<b>179</b>
<b>Rule 21 – Other Forms of Individual Stroke Play and Match Play</b>	<b>180</b>
21.1 Stableford	180
21.2 Maximum Score	183
21.3 Par/Bogey	185
21.4 Three-Ball Match Play	187
21.5 Other Forms of Playing Golf	188
<b>Rule 22 – Foursomes (Also Known as Alternate Shot)</b>	<b>189</b>
22.1 Overview of Foursomes	189
22.2 Either Partner May Act for Side	189
22.3 Side Must Alternate in Making Strokes	190
22.4 Starting the Round	190
22.5 Partners May Share Clubs	191
22.6 Restriction on Player Standing Behind Partner When Stroke Made	191

<b>Rule 23 – Four-Ball</b>	<b>192</b>
23.1 Overview of Four-Ball	192
23.2 Scoring in Four-Ball	192
23.3 When Round Starts and Ends; When Hole Is Completed	194
23.4 One or Both Partners May Represent the Side	195
23.5 Player’s Actions Affecting Partner’s Play	195
23.6 Side’s Order of Play	196
23.7 Partners May Share Clubs	196
23.8 Restriction on Player Standing Behind Partner When Stroke Made	196
23.9 When Penalty Applies to One Partner Only or Applies to Both Partners	197
<b>Rule 24 – Team Competitions</b>	<b>199</b>
24.1 Overview of Team Competitions	199
24.2 Terms of Team Competition	199
24.3 Team Captain	199
24.4 Advice Allowed in Team Competition	199
<b>X. Modifications for Players with Disabilities (Rule 25)</b>	<b>201</b>
<b>Rule 25 – Modifications for Players with Disabilities</b>	<b>202</b>
25.1 Overview	202
25.2 Modifications for Players Who Are Blind	203
25.3 Modifications for Players Who Are Amputees	205
25.4 Modifications for Players Who Use Assistive Mobility Devices	206
25.5 Modifications for Players with Intellectual Disabilities	210
25.6 General Provisions for All Categories of Disability	211
<b>XI. Definitions</b>	<b>213</b>
<b>Index</b>	<b>239</b>
<b>Other Publications</b>	<b>256</b>

# Foreword to the 2023 Edition of the Rules of Golf

Welcome to the Rules of Golf effective from January 2023 for golfers worldwide. This new edition, while adhering to the principles that have always guided The R&A and USGA in governing the game, continues the modernisation process that began a decade ago in providing plain language, a practical approach and intuitive answers. Our ongoing strategy remains to make the Rules more consistent, simple, accessible and, where possible, less penal.

The principal changes are listed on Pages 15 and 16. You will see that the Modified Rules of Golf for Players with Disabilities are now incorporated in the main body of the Rules as Rule 25. This important development reflects our commitment to ensuring that the game welcomes all those who wish to participate and compete.

A number of the latest revisions are designed to assist referees and committees in applying the Rules, while keeping the player as the primary focus. We have increased the use of diagrams to illustrate their application and simplified many of the penalty statements.

Helpful information has also been transferred from the Clarifications into the relevant Rule. The retained Clarifications remain located in the Official Guide to the Rules of Golf and are now considerably reduced in number. Updates to these will continue to be released quarterly on the R&A and USGA websites.

The information provided in the Player's Edition of the Rules of Golf, which was introduced four years ago as a separate publication, is now provided in digital form, reflecting the way in which we source information and assisting in the drive to decrease our global carbon footprint by reducing hard copy printing and distribution. Our digital offerings contain numerous explanatory videos and diagrams, along with answers to frequently asked questions. All are aimed to assist in applying the Rules in situations most commonly encountered by players everywhere. Locating the required information is made easier through newly enhanced search functions.

We express our grateful thanks for the wide ranging and rigorous work undertaken by our respective committees and staff in producing this new edition of the Rules of Golf and to all others who have made a contribution during the extraordinary and challenging circumstances created by the worldwide pandemic.

**Doug Norval**

Chair  
Rules of Golf Committee  
R&A Rules Limited

**Kendra B. Graham**

Chair  
Rules of Golf Committee  
United States Golf Association



## TIMELESS

The Rules of Golf have existed for over 270 years. Consistently evolving the Rules is a central tenet of golf, but this current iteration is a significant and laudable change, one that aspires to make the game more inclusive, approachable and welcoming to all.





## PASSION

Golfers of all abilities are universally passionate about the game. The continuous efforts to enhance the Rules of Golf reflect and embrace that passion among all golfers who play, in every corner of the world.





## PRECISION

Golf is a game that requires a certain mindset. A game in which precision is met with reward. The Rules of Golf reflect this mindset – a set of precise standards to which every golfer holds themselves accountable. A code of honour and integrity, they are meant to be easily accessible so each golfer can be their own Rules authority.





## CONNECTION

The evolving modernization of the Rules of Golf is the byproduct of listening to the voices of those who play the game. As a singular set of Rules, they embody and reinforce the special connections that exist among the golf community as a whole.





## EVOLUTION

Golf's greatest traditions will always reign, and the Rules will always evolve. Modernizing the Rules is integral to leading the game of golf into the future.





## FOREVER GOLF

A game universally beloved for its elegance and splendour, golf will always be a game of honour. Alongside The R&A and USGA, Rolex is proud to be a part of, and stand behind, golf's rules and all that they represent for the future of the game, and those who love and play it.



# Principal Changes Introduced in the 2023 Rules of Golf

## Specific Rules

### **Rule 1.3c(4) Applying Penalties to Multiple Breaches of the Rules**

The Rule has been amended so that determining whether breaches are related or unrelated is no longer part of its application, meaning that there will be fewer instances where multiple penalties will be applied.

### **Rule 3.3b(4) Player Not Responsible for Showing Handicap on Scorecard or Adding Up Scores**

The Rule has been amended so that a player is no longer required to show their handicap on their scorecard. The Committee is responsible for calculating the player's handicap strokes for the competition and using that to calculate the player's net score.

### **Rule 4.1a(2) Use, Repair or Replacement of Club Damaged During Round**

The Rule has been amended to allow a player to replace a damaged club, provided the club has not been damaged through abuse.

### **Rule 6.3b(3) Substitution of Another Ball While Playing a Hole**

The penalty for playing an incorrectly substituted ball has been reduced from the general penalty to one penalty stroke.

### **Rule 9.3 Ball Moved by Natural Forces**

New Exception 2 provides that a ball must be replaced if it moves to another area of the course after being dropped, placed or replaced. This also applies if the ball comes to rest out of bounds.

### **Rule 10.2b Other Help**

Rule 10.2b has been rewritten for clarity and to incorporate the key principles of the Clarifications issued in April 2019 to support the 2019 Rule.

Rules 10.2b(1) and (2) have been amended to provide that neither the caddie nor any other person is allowed to set an object down to help the player with the line of play or other directional information (such as when the player cannot see the flagstick), and the player cannot avoid penalty by having the object removed before the stroke is made.

## Principal Changes

### **Rule 11.1b**      **Ball in Motion Accidentally Hits Person or Outside Influence: Place from Where Ball Must Be Played**

Rule 11.1b has been rewritten for clarity.

Rule 11.1b(2) has been amended to provide that if a ball played from the putting green hits an insect, the player or the club used to make the stroke, the ball is played as it lies – the stroke is not replayed.

### **Rule 21.1c**      **Penalties in Stableford**

The Rule is amended to provide that penalties in relation to clubs, time of starting and unreasonable delay will now be applied to the hole in the same way as regular stroke play. The same amendment is made to Rule 21.3c (Penalties in Par/Bogey).

### **Rule 25**            **Modifications for Players with Disabilities**

The introduction of new Rule 25 means that the modifications provided in the Rule apply to all competitions, including all forms of play.

## General Changes

### **Back-on-the-Line Relief Procedure**

The back-on-the-line relief procedure is amended to provide that the player is required to drop on the line. The spot on the line where the ball first touches the ground when dropped creates a relief area that is one club-length in any direction from that point. This amendment is reflected in changes to Rules 14.3b(3), 16.1c(2), 17.1d(2), 19.2b and 19.3, and the definition of relief area.

### **How to Proceed When Stroke Must Be Replayed**

Several Rules that used the phrase “stroke does not count” (such as Rule 11.1b) have been amended so that the failure to replay a stroke when required to do so, while still a breach of the relevant Rule, no longer carries the potential for disqualification.

# How to Use the Rule Book

The Rules of Golf are intended to be comprehensive and provide answers to the many issues that arise in a game that is played worldwide on many different types of courses by players of all abilities.

This Rules of Golf book is intended for those who administer the game, and who need to answer the variety of questions that can arise in relation to golf competitions.

When looking to answer a question or resolve a Rules issue on the course, the Contents page (at the front of the book) can be a helpful tool to enable you to find the Rule that is relevant to the situation.

The Index (at the back of the book) can also help you to identify quickly the Rule that is relevant to the situation. For example:

- If a player has accidentally moved their ball on the putting green, identify the key words in the question, such as “ball moved” or “putting green”.
- The relevant Rules (Rule 9.4 and Rule 13.1d) can be found under the headings “Ball Moved” and “Putting Green” in the Index.
- A reading of these Rules will confirm the correct answer.

In addition to using the Contents and the Index in the Rules of Golf, the following points will assist you in using this Rule book efficiently and accurately:

## Know the Definitions

There are over 70 defined terms (for example, abnormal course condition, general area, etc.) and these form the foundation around which the Rules are written. A good knowledge of the defined terms (which are italicized throughout the book and contained in one section near the back of the book) is very important to the correct application of the Rules.

## The Facts of the Case

To answer any question on the Rules you must consider the facts of the case in some detail. You should identify:

- The form of play (is it match play or stroke play, single, foursome, four-ball, etc.).
- Who is involved (is it the player, partner or caddie, the opponent or their caddie, or an outside influence).
- What area of the course did the incident occur (was it on the teeing area, in a bunker, in a penalty area, on the putting green, etc.).
- What actually happened.



## How to Use the Rule Book

- What were the player's intentions (what was the player doing and what did they want to do).
- The timing of the incident (is the player still on the course, has the player now returned their scorecard, has the competition closed, etc.).

### Refer to the Book

As stated above, reference to the Rule book should provide the answer to the majority of questions that can arise on the course. But to assist referees, Committees and others wanting greater detail, we also publish the Official Guide, which contains Clarifications on the Rules of Golf and Committee Procedures with recommendations on how to organize general play and competitions.



I

# Fundamentals of the Game

## **RULES 1-4**



**RULE**  
**1**

# The Game, Player Conduct and the Rules

## Purpose of Rule:

Rule 1 introduces these central principles of the game for the player:

- Play the course as you find it and play the ball as it lies.
- Play by the Rules and in the spirit of the game.
- You are responsible for applying your own penalties if you breach a Rule, so that you cannot gain any potential advantage over your opponent in match play or other players in stroke play.

## 1.1 The Game of Golf

Golf is played in a *round* of 18 (or fewer) holes on a *course* by striking a ball with a club.

Each hole starts with a *stroke* from the *teeing area* and ends when the ball is *holed* on the *putting green* (or when the Rules otherwise say the hole is completed).

For each *stroke*, the player:

- Plays the *course* as they find it, and
- Plays the ball as it lies.

**But** there are exceptions where the Rules allow the player to alter conditions on the *course* and require or allow the player to play the ball from a different place than where it lies.

## 1.2 Standards of Player Conduct

### 1.2a Conduct Expected of All Players

All players are expected to play in the spirit of the game by:

- Acting with integrity – for example, by following the Rules, applying all penalties, and being honest in all aspects of play.
- Showing consideration to others – for example, by playing at a prompt pace, looking out for the safety of others, and not distracting the play of another player. If a player plays a ball in a direction where there might be a danger of hitting someone, they should immediately shout a warning, such as the traditional warning of “fore”.



- Taking good care of the *course* – for example, by replacing divots, smoothing *bunkers*, repairing ball-marks, and not causing unnecessary damage to the *course*.

There is no penalty under the Rules for failing to act in this way, **except** that the *Committee* may disqualify a player for acting contrary to the spirit of the game if it finds that the player has committed serious misconduct.

“Serious misconduct” is player behaviour that is so far removed from what is expected in golf that the most severe sanction of removing a player from the competition is justified.

Penalties other than disqualification may be imposed for player misconduct only if those penalties are adopted as part of a Code of Conduct under Rule 1.2b.

### 1.2b Code of Conduct

The *Committee* may set its own standards of player conduct in a Code of Conduct adopted as a Local Rule.

- The Code may include penalties for breach of its standards, such as a one-stroke penalty or the *general penalty*.
- The *Committee* may also disqualify a player for serious misconduct in failing to meet the Code’s standards.

[See Committee Procedures, Section 5I](#) (explaining the standards of player conduct that may be adopted).

## 1.3 Playing by the Rules

### 1.3a Meaning of “Rules”; Terms of the Competition

The term “Rules” means:

- Rules 1-25 and the definitions in these Rules of Golf, and
- Any “Local Rules” the *Committee* adopts for the competition or the *course*.

Players are also responsible for complying with all “Terms of the Competition” adopted by the *Committee* (such as entry requirements, the form and dates of play, the number of *rounds* and the number and order of holes in a *round*).

[See Committee Procedures, Section 5C](#) (Local Rules) and [Section 8](#) (Full set of authorized Model Local Rules); [Section 5A](#) (Terms of the Competition).

### 1.3b Applying the Rules

(1) **Player Responsibility for Applying the Rules.** Players are responsible for applying the Rules to themselves:

- Players are expected to recognize when they have breached a Rule and to be honest in applying their own penalties.
  - » If a player knows they have breached a Rule that involves a penalty and deliberately fails to apply the penalty, the player is **disqualified**.
  - » If two or more players agree to ignore any Rule or penalty they know applies and any of those players have started the *round*, they are **disqualified** (even if they have not yet acted on the agreement).
- When it is necessary to decide questions of fact, a player is responsible for considering not only their own knowledge of the facts but also all other information that is reasonably available.
- A player may ask for help with the Rules from a *referee* or the *Committee*, **but** if help is not available in a reasonable time the player must play on and raise the issue with a *referee* or the *Committee* when they become available (see Rule 20.1).

(2) **Accepting Player's "Reasonable Judgment" in Determining a Location When Applying the Rules.**

- Many Rules require a player to determine a spot, point, line, edge, area or other location under the Rules, such as:
  - » Estimating where a ball last crossed the edge of a *penalty area*,
  - » Estimating or measuring when *dropping* or placing a ball in taking relief,
  - » *Replacing* a ball on its original spot (whether the spot is known or estimated),
  - » Determining the *area of the course* where the ball lies, including whether the ball lies on the *course*, or
  - » Determining whether the ball touches or is in or on an *abnormal course condition*.
- Such determinations about location need to be made promptly and with care but often cannot be precise.
- So long as the player does what can be reasonably expected under the circumstances to make an accurate determination, the player's reasonable judgment will be accepted even if, after the *stroke* is made, the determination is shown to be wrong by video evidence or other information.
- If a player becomes aware of a wrong determination before the *stroke* is made, it must be corrected (see Rule 14.5).

### 1.3c Penalties

- (1) **Actions Giving Rise to Penalties.** A penalty applies when a breach of a Rule results from a player's own actions or the actions of their *caddie* (see Rule 10.3c).

A penalty also applies when:

- Another person takes an action that would breach the Rules if taken by the player or *caddie* and that person does so at the player's request or while acting with the player's authority, or
- The player sees another person about to take an action concerning the player's ball or *equipment* that they know would breach the Rules if taken by the player or *caddie* and does not take reasonable steps to object or stop it from happening.

- (2) **Levels of Penalties.** Penalties are meant to cancel out any potential advantage to the player. There are three main penalty levels:

- **One-Stroke Penalty.** This penalty applies in both *match play* and *stroke play* under certain Rules where either (a) the potential advantage from a breach is minor or (b) a player takes penalty relief by playing a ball from a different place than where the original ball lies.
- **General Penalty (Loss of Hole in Match Play, Two-Stroke Penalty in Stroke Play).** This penalty applies for a breach of most Rules, where the potential advantage is more significant than where only one penalty stroke applies.
- **Disqualification.** In both *match play* and *stroke play*, a player may be disqualified from the competition for certain actions or Rule breaches involving serious misconduct (see Rule 1.2) or where the potential advantage is too significant for the player's score to be considered valid.

- (3) **No Discretion to Vary Penalties.** Penalties need to be applied only as provided in the Rules:

- Neither a player nor the *Committee* has authority to apply penalties in a different way, and
- A wrong application of a penalty or a failure to apply a penalty may stand only if it is too late to correct it (see Rules 20.1b(2), 20.1b(3), 20.2d and 20.2e).

In *match play*, the player and *opponent* may agree how to decide a Rules issue so long as they do not agree to ignore any Rule or penalty they know applies (see Rule 20.1b(1)).

## Rule 1

- (4) **Applying Penalties to Multiple Breaches of the Rules.** Whether a player gets multiple penalties for breaching multiple Rules or the same Rule multiple times depends on whether there has been an intervening event and on what the player did.

For the purpose of applying this Rule, there are two intervening events:

- The completion of a *stroke*, and
- Being aware or becoming aware of a breach of a Rule (this includes when a player knows they breached a Rule, when the player is told of a breach, or when the player is uncertain whether or not they have breached a Rule).

Penalties are applied as follows:

- Single Penalty Applied for Multiple Breaches Between Intervening Events: If a player breaches multiple Rules or the same Rule multiple times between intervening events, the player gets only one penalty.

If the Rules breached have different penalties, the player gets only the higher-level penalty.

- Multiple Penalties Apply for Breaches Before and After Intervening Event: If a player breaches a Rule and then breaches the same Rule or another Rule after an intervening event, the player gets multiple penalties.

**Exception – Failure to Replace a Moved Ball:** If a player is required to replace a *moved* ball under Rule 9.4 but fails to do so and plays from a *wrong place*, they get only the *general penalty* under Rule 14.7a.

**But** any penalty strokes a player gets for taking penalty relief (such as one penalty stroke under Rules 17.1, 18.1 and 19.2) are always applied in addition to any other penalties.

## RULE

## 2

## The Course

**Purpose of Rule:**

Rule 2 introduces the basic things every player should know about the course:

- There are five defined areas of the course, and
- There are several types of defined objects and conditions that can interfere with play.

It is important to know the area of the course where the ball lies and the status of any interfering objects and conditions, because they often affect the player's options for playing the ball or taking relief.

**2.1 Course Boundaries and Out of Bounds**

Golf is played on a *course* whose boundaries are set by the *Committee*. Areas not on the *course* are *out of bounds*.

**2.2 Defined Areas of the Course**

There are five *areas of the course*.

**2.2a The General Area**

The *general area* covers the entire *course* **except** for the four specific *areas of the course* described in Rule 2.2b.

It is called the “general area” because:

- It covers most of the *course* and is where a player's ball will most often be played until the ball reaches the *putting green*.
- It includes every type of ground and growing or attached objects found in that area, such as fairway, rough and trees.

## Rule 2

**DIAGRAM 2.2: DEFINED AREAS OF THE COURSE**



### 2.2b The Four Specific Areas

Certain Rules apply specifically to the four *areas of the course* that are not in the *general area*:

- The *teeing area* the player must use in starting the hole they are playing (Rule 6.2),
- All *penalty areas* (Rule 17),
- All *bunkers* (Rule 12), and
- The *putting green* of the hole the player is playing (Rule 13).

### 2.2c Determining Area of Course Where Ball Lies

The *area of the course* where a player's ball lies affects the Rules that apply in playing the ball or taking relief.

A ball is always treated as lying in only one *area of the course*:

- If part of the ball is in both the *general area* and one of the four specific *areas of the course*, it is treated as lying in that specific *area of the course*.
- If part of the ball is in two specific *areas of the course*, it is treated as lying in the specific area that comes first in this order: *penalty area*, *bunker*, *putting green*.

### 2.3 Objects or Conditions That Can Interfere with Play

Certain Rules may give free relief (relief with no penalty) from interference by certain defined objects or conditions, such as:

- *Loose impediments* (Rule 15.1),
- *Movable obstructions* (Rule 15.2), and
- *Abnormal course conditions*, which are *animal holes*, *ground under repair*, *immovable obstructions* and *temporary water* (Rule 16.1).

**But** there is no free relief from *boundary objects* or *integral objects* that interfere with play.

### 2.4 No Play Zones

A *no play zone* is a defined part of an *abnormal course condition* (see Rule 16.1f) or a *penalty area* (see Rule 17.1e) where play is not allowed.

A player must take relief when:

- Their ball is in a *no play zone*, or
- A *no play zone* interferes with their area of intended *stance* or area of intended swing in playing a ball outside the *no play zone* (see Rules 16.1f and 17.1e).

**See Committee Procedures, Section 5I(2)** (a Code of Conduct may tell players to stay out of a *no play zone* entirely).

## RULE

## 3

## The Competition

**Purpose of Rule:**

Rule 3 covers the three central elements of all golf competitions:

- Playing either match play or stroke play,
- Playing either as an individual or with a partner as part of a side, and
- Scoring either by gross scores (no handicap strokes applied) or net scores (handicap strokes applied).

**3.1 Central Elements of Every Competition****3.1a Form of Play: Match Play or Stroke Play**

(1) **Match Play or Regular Stroke Play.** These are very different forms of play:

- In *match play* (see Rule 3.2), a player and an *opponent* compete against each other based on holes won, lost or tied.
- In the regular form of *stroke play* (see Rule 3.3), all players compete with one another based on the total score – that is, adding up each player's total number of strokes (including *strokes* made and penalty strokes) on each hole in all *rounds*.

Most of the Rules apply in both forms of play, but certain Rules apply in only one or the other.

**See Committee Procedures, Section 6C(11)** (considerations for the *Committee* if it runs a competition that combines the two forms of play in a single *round*).

(2) **Other Forms of Stroke Play.** Rule 21 covers other forms of *stroke play* (*Stableford*, *Maximum Score* and *Par/Bogey*) that use a different scoring method. Rules 1-20 apply in these forms of play, as modified by Rule 21.

**3.1b How Players Compete: Playing as an Individual or as Partners**

Golf is played either by individual players competing on their own or by *partners* competing together as a *side*.

Although Rules 1-20 and Rule 25 focus on individual play, they also apply:

- In competitions involving *partners* (*Foursomes* and *Four-Ball*), as modified by Rules 22 and 23, and
- In team competitions, as modified by Rule 24.



### 3.1c How Players Score: Gross Scores or Net Scores

(1) **Scratch Competitions.** In a scratch competition:

- The player’s “gross score” for a hole or the *round* is their total number of strokes (including *strokes* made and penalty strokes).
- The player’s handicap is not applied.

(2) **Handicap Competitions.** In a handicap competition:

- The player’s “net score” for a hole or the *round* is the gross score adjusted for the player’s handicap strokes.
- This is done so that players of differing abilities can compete in a fair way.

## 3.2 Match Play

### Purpose of Rule:

Match play has specific Rules (particularly about concessions and giving information about the number of strokes taken) because the player and opponent:

- Compete solely against each other on every hole,
- Can see each other’s play, and
- Can protect their own interests.

### 3.2a Result of Hole and Match

(1) **Winning a Hole.** A player wins a hole when:

- The player completes the hole in fewer strokes (including *strokes* made and penalty strokes) than the *opponent*,
- The *opponent* concedes the hole, or
- The *opponent* gets the *general penalty* (loss of hole).

If the *opponent*’s ball in motion needs to be *holed* to tie the hole and the ball is deliberately deflected or stopped by any person at a time when there is no reasonable chance it can be *holed* (such as when the ball has rolled past the *hole* and will not roll back there), the result of the hole has been decided and the player wins the hole (see Rule 11.2a, Exception).

(2) **Tying a Hole.** A hole is tied (also known as “halved”) when:

- The player and *opponent* complete the hole in the same number of strokes (including *strokes* made and penalty strokes), or
- The player and *opponent* agree to treat the hole as tied (**but** this is allowed only after at least one of the players has made a *stroke* to begin the hole).

## Rule 3

(3) **Winning a Match.** A player wins a match when:

- The player leads the *opponent* by more holes than remain to be played,
- The *opponent* concedes the match, or
- The *opponent* is disqualified.

(4) **Extending a Tied Match.** If a match is tied after the final hole:

- The match is extended one hole at a time until there is a winner. See Rule 5.1 (an extended match is a continuation of the same *round*, not a new *round*).
- The holes are played in the same order as in the *round*, unless the *Committee* sets a different order.

**But** the Terms of the Competition may say that the match will end in a tie rather than be extended.

(5) **When Result Is Final.** The result of a match becomes final in the way stated by the *Committee* (which should be set out in the Terms of the Competition), such as:

- When the result is recorded on an official scoreboard or other identified place, or
- When the result is reported to a person identified by the *Committee*.

**See Committee Procedures, Section 5A(7)** (recommendations on how the result of a match becomes final).

### 3.2b Concessions

(1) **Player May Concede Stroke, Hole or Match.** A player may concede the *opponent's* next *stroke*, a hole or the match:

- **Conceding Next Stroke.** This is allowed any time before the *opponent's* next *stroke* is made.
  - » The *opponent* has then completed the hole with a score that includes that conceded *stroke*, and the ball may be removed by anyone.
  - » A concession made while the *opponent's* ball is still in motion after the previous *stroke* applies to the *opponent's* next *stroke*, unless the ball is *holed* (in which case the concession does not matter).
  - » The player may concede the *opponent's* next *stroke* by deflecting or stopping the *opponent's* ball in motion only if that is done specifically to concede the next *stroke* and only when there is no reasonable chance the ball can be *holed*.
- **Conceding a Hole.** This is allowed any time before the hole is completed (see Rule 6.5), including before the players start the hole.

**But** a player and *opponent* are not allowed to agree to concede holes to each other for the purpose of shortening the match. If they do so knowing this is not allowed, they are **disqualified**.

- Conceding the Match. This is allowed any time before the result of the match is decided (see Rules 3.2a(3) and (4)), including before the players start the match.

(2) **How Concessions Are Made**. A concession is made only when clearly communicated:

- This can be done either verbally or by an action that clearly shows the player's intent to concede the *stroke*, the hole or the match (such as making a gesture).
- If the *opponent* lifts their ball in breach of a Rule because of a reasonable misunderstanding that the player's statement or action was a concession of the next *stroke*, a hole or the match, there is no penalty and the ball must be *replaced* on its original spot (which if not known must be estimated) (see Rule 14.2).

A concession is final and cannot be declined or withdrawn.

### 3.2c Applying Handicaps in Handicap Match

(1) **Declaring Handicaps**. The player and *opponent* should tell each other their handicaps before the match.

If a player declares a wrong handicap either before or during the match and does not correct the mistake before the *opponent* makes their next *stroke*:

- Declared Handicap Too High. The player is **disqualified** if this affects the number of strokes the player gives or gets. If it does not, there is no penalty.
- Declared Handicap Too Low. There is no penalty and the player must use the declared lower handicap to calculate the number of strokes the player gives or gets.

(2) **Holes Where Handicap Strokes Applied**.

- Handicap strokes are given by hole, and the lower net score wins the hole.
- If a tied match is extended, handicap strokes are given by hole in the same way as in the *round* (unless the *Committee* sets a different way of doing so).

Each player is responsible for knowing the holes where they give or get handicap strokes, based on the stroke index allocation set by the *Committee* (which is usually found on the *scorecard*).

If the players fail to apply or mistakenly apply handicap strokes on a hole, the agreed result of the hole stands, unless the players correct that mistake in time (see Rule 3.2d(3)).

### 3.2d Responsibilities of Player and Opponent

- (1) **Telling Opponent About Number of Strokes Taken.** At any time during play of a hole or after the hole is completed, the *opponent* may ask the player for the number of strokes (including *strokes* made and penalty strokes) the player has taken on the hole.

This is to allow the *opponent* to decide how to play the next *stroke* and the rest of the hole, or to confirm the result of the hole just completed.

When asked for the number of strokes taken, or when giving that information without being asked:

- The player must give the right number of strokes taken.
- A player who fails to respond to the *opponent's* request is treated as giving the wrong number of strokes taken.

The player gets the **general penalty (loss of hole)** if they give the *opponent* the wrong number of strokes taken, unless the player corrects that mistake in time:

- **Wrong Number of Strokes Given While Playing Hole.** The player must give the right number of strokes taken before the *opponent* makes another *stroke* or takes a similar action (such as conceding the player's next *stroke* or the hole).
- **Wrong Number of Strokes Given After Hole Completed.** The player must give the right number of strokes taken:
  - » Before either player makes a *stroke* to begin another hole or takes a similar action (such as conceding the next hole or the match), or
  - » For the final hole of the match, before the result of the match is final (see Rule 3.2a(5)).

**Exception – No Penalty If No Effect on Result of Hole:** If the player gives the wrong number of strokes taken after a hole is completed but this does not affect the *opponent's* understanding of whether the hole was won, lost or tied, there is no penalty.

- (2) **Telling Opponent About Penalty.** When a player gets a penalty:

- The player must tell the *opponent* about that penalty as soon as reasonably possible, taking into account how near the player is to the *opponent* and other practical factors. It may not always be possible to tell the *opponent* about the penalty before the *opponent* makes their next *stroke*.
- This requirement applies even if the player does not know about the penalty (because players are expected to recognize when they have breached a Rule).

If the player fails to do so and does not correct that mistake before the *opponent* makes another *stroke* or takes a similar action (such as conceding the player's next *stroke* or the hole), the player gets the **general penalty (loss of hole)**.

**Exception – No Penalty When Opponent Knew of Player's Penalty:** If the *opponent* knew that the player had a penalty, such as when seeing the player obviously take penalty relief, the player gets no penalty for failing to tell the *opponent* about it.

- (3) **Knowing Match Score.** The players are expected to know the match score — that is, whether one of them leads by a certain number of holes (“holes up” in the match) or the match is tied (also known as “all square”).

If the players mistakenly agree on a wrong match score:

- They may correct the match score before either player makes a *stroke* to begin another hole or, for the final hole, before the result of the match is final (see Rule 3.2a(5)).
- If not corrected in that time, that wrong match score becomes the actual match score.

**Exception – When Player Requests Ruling in Time:** If the player makes a timely request for a ruling (see Rule 20.1b), and it is found that the *opponent* either (1) gave the wrong number of strokes taken or (2) failed to tell the player about a penalty, the wrong match score must be corrected.

- (4) **Protecting Own Rights and Interests.** The players in a match should protect their own rights and interests under the Rules:
- If the player knows or believes that the *opponent* has breached a Rule that has a penalty, the player may choose whether or not to act on the breach.
  - **But** if the player and *opponent* agree not to apply the Rules or a penalty they know applies, and either of those players has started the *round*, they are both **disqualified** under Rule 1.3b.
  - If the player and *opponent* disagree whether one of them has breached a Rule, either player may protect their rights by asking for a ruling under Rule 20.1b.

If a *referee* is assigned to one match for the entire *round*, the *referee* is responsible for acting on any breach of the Rules that they see or are told about (see Rule 20.1b(1)).

### 3.3 Stroke Play

#### Purpose of Rule:

Stroke play has specific Rules (particularly for scorecards and holing out) because:

- Each player competes against all the other players in the competition, and
- All players need to be treated equally under the Rules.

After the round, the player and the marker (who keeps the player's score) must certify that the player's score for each hole is right and the player must return the scorecard to the Committee.

#### 3.3a Winner in Stroke Play

The player who completes all *rounds* in the fewest total strokes (including *strokes* made and penalty strokes) is the winner.

In a handicap competition, this means the fewest total net strokes.

[See Committee Procedures, Section 5A\(6\)](#) (the *Terms of the Competition* should say how ties will be decided).

#### 3.3b Scoring in Stroke Play

The player's score is kept on their *scorecard* by the *marker*, who is either identified by the *Committee* or chosen by the player in a way approved by the *Committee*.

The player must have the same *marker* for the entire *round*, unless the *Committee* approves a change either before or after it happens.

##### (1) Marker's Responsibility: Entering and Certifying Hole Scores on Scorecard.

After each hole during the *round*, the *marker* should confirm with the player the number of strokes on that hole (including *strokes* made and penalty strokes) and enter that gross score on the *scorecard*.

When the *round* has ended:

- The *marker* must certify the hole scores on the *scorecard*.
- If the player had more than one *marker*, each *marker* must certify the scores for those holes where they were the *marker*, **but** if one of the *markers* saw the player play all of the holes, that *marker* may certify the scores for all the holes.

A *marker* may refuse to certify a player's hole score that the *marker* believes is wrong. In such a case, the *Committee* will need to consider the available evidence and make a decision on the player's score on the hole. If the *marker* still refuses to certify the player's score, the *Committee* may certify the hole score or accept certification from someone else who saw the player's actions on the hole in question.

If a *marker*, who is a player, knowingly certifies a wrong score for a hole, the *marker* should be **disqualified** under Rule 1.2a.

### DIAGRAM 3.3b: SCORECARD RESPONSIBILITIES IN HANDICAP STROKE PLAY

Name: John Smith Date: 09/04/23




HOLE	1	2	3	4	5	6	7	8	9	Out
PAR	5	4	4	4	4	5	3	4	4	37
SCORE	5	5	5	4	3	5	4	3	4	38

HOLE	10	11	12	13	14	15	16	17	18	In	Total
PAR	3	4	5	3	4	5	3	4	4	35	72
SCORE	3	4	4	4	5	5	4	3	4	36	74

Handicap: 5  
NET: 69

Marker's Signature: [Signature] Player's Signature: [Signature]

**Responsibilities**

-  Committee
-  Player
-  Player and marker

(2) **Player's Responsibility: Certifying Hole Scores and Returning Scorecard.** During the *round*, the player should keep track of their scores for each hole.

When the *round* has ended, the player:

- Should carefully check the hole scores entered by the *marker* and raise any issues with the *Committee*,
- Must make sure that the *marker* certifies the hole scores on the *scorecard*,
- Must not change a hole score entered by the *marker* **except** with the *marker's* agreement or the *Committee's* approval (but neither the player nor the *marker* is required to make any extra certification of the changed score), and
- Must certify the hole scores on the *scorecard* and promptly return it to the *Committee*, after which the player must not change the *scorecard*.

If the player breaches any of these requirements in Rule 3.3b, the player is **disqualified**.

**Exception – No Penalty When Breach Due to Marker Failing to Carry Out Responsibilities:** There is no penalty if the *Committee* finds that the player's breach of Rule 3.3b(2) was caused by the *marker's* failure to carry out their responsibilities (such as the *marker* leaving with the player's *scorecard* or without certifying the *scorecard*), so long as this was beyond the player's control.

## Rule 3

See [Committee Procedures, Section 5A\(5\)](#) (recommendations on how to define when a *scorecard* has been returned).

See [Committee Procedures, Section 8; Model Local Rule L-1](#) (reducing penalty for returning a *scorecard* without hole scores being certified).

(3) **Wrong Score for a Hole.** If the player returns a *scorecard* with a wrong score for any hole:

- **Returned Score Higher Than Actual Score.** The higher returned score for the hole stands.
- **Returned Score Lower Than Actual Score or No Score Returned.** The player is **disqualified**.

**Exception – Failure to Include Unknown Penalty:** If one or more of the player’s hole scores are lower than the actual scores because they excluded one or more penalty strokes that the player did not know about before returning the *scorecard*:

- The player is not disqualified.
- Instead, if the mistake is found before the close of the competition, the *Committee* will revise the player’s score for that hole or holes by adding **the penalty stroke(s) that should have been included** in the score for that hole or holes under the Rules.

This exception does not apply:

- When the excluded penalty is disqualification, or
- When the player was told that a penalty might apply or was uncertain whether a penalty applied and did not raise this with the *Committee* before returning the *scorecard*.

(4) **Player Not Responsible for Showing Handicap on Scorecard or Adding Up Scores.**

There is no requirement for a player’s handicap to be shown on the *scorecard* or for players to add up their own scores. If the player returns a *scorecard* on which they have made a mistake in showing or applying a handicap, or on which they have made a mistake in adding up the scores, there is no penalty.

Once the *Committee* receives the *scorecard* from the player at the end of their round, the *Committee* is responsible for:

- Adding up the player’s scores, and
- Calculating the player’s handicap strokes for the competition and using it to calculate the player’s net score.

See [Committee Procedures, Section 8; Model Local Rule L-2](#) (making player responsible for handicap on *scorecard*).



### 3.3c Failure to Hole Out

A player must *hole out* at each hole in a *round*. If the player fails to *hole out* at any hole:

- The player must correct that mistake before making a *stroke* to begin another hole or, for the final hole of the *round*, before returning the *scorecard*.
- If the mistake is not corrected in that time, the player is **disqualified**.

**See Rules 21.1, 21.2 and 21.3** (Rules for other forms of *stroke play* (*Stableford*, *Maximum Score* and *Par/Bogey*) where scoring is different and a player is not disqualified if they do not *hole out*).

## RULE

## 4

## The Player's Equipment

**Purpose of Rule:**

Rule 4 covers the equipment that players may use during a round. Based on the principle that golf is a challenging game in which success should depend on the player's judgment, skills and abilities, the player:

- Must use conforming clubs and balls,
- Is limited to no more than 14 clubs, and
- Is restricted in the use of other equipment that gives artificial help to their play.

For detailed requirements for clubs, balls and other *equipment* and the process for consultation and submission of *equipment* for conformity review, see the *Equipment Rules*.

**4.1 Clubs****4.1a Clubs Allowed in Making a Stroke**

(1) **Conforming Clubs.** In making a *stroke*, a player must use a club that conforms to the requirements in the *Equipment Rules* when:

- It is new, or
- Its playing characteristics have been changed in any way (but see Rule 4.1a(2) when a club is damaged during the *round*).

**But** if the playing characteristics of a conforming club change because of wear through normal use, it is still a conforming club.

The “playing characteristics” of a club are any part, feature, or property that affects how the club performs or aids in alignment, including but not limited to, weighting, lie, loft, alignment features and permissible external attachments.

(2) **Use, Repair or Replacement of Club Damaged During Round.** If a conforming club is damaged during a *round* or while play is stopped under Rule 5.7a, except in cases of abuse, the player may repair it or replace it with another club.

**But** no matter what the nature or cause of the damage, the damaged club is treated as conforming for the rest of the *round* (**but** not during a play-off in *stroke play*, which is a new *round*).

For the rest of the *round*, the player may:

- Continue to make *strokes* with the damaged club, or
- Except in cases of abuse, repair the club or replace it with another club (see Rule 4.1b(4)).

If the player replaces the damaged club with another club, the player must take the damaged club out of play before making another *stroke* using the procedure in Rule 4.1c(1).

“Damaged during a *round*” means any part, feature, or property of a club is changed because of any act during the *round* (including while play is stopped under Rule 5.7a), whether:

- By the player (such as making a *stroke* or practice swing with the club, putting it in or taking it out of a golf bag, dropping or leaning on it, or abusing it), or
- By any other person, *outside influence* or *natural forces*.

**But** a club is not “damaged during a *round*” if its playing characteristics are deliberately changed by the player during the *round*, as covered by Rule 4.1a(3).

**(3) Deliberately Changing Club’s Playing Characteristics During Round.** A player must not make a *stroke* with a club when they have deliberately changed that club’s playing characteristics during the *round* (including while play is stopped under Rule 5.7a):

- By using an adjustable feature or physically changing the club (**except** when allowed to repair damage under Rule 4.1a(2)), or
- By applying any substance to the clubhead (other than in cleaning it) to affect how it performs in making a *stroke*.

**Exception – Adjustable Club Restored to Original Position or Non-Permissible External Attachment Removed:** There is no penalty and the club may be used to make a *stroke* in the following two situations:

- If a club’s playing characteristics were changed by using an adjustable feature and, before the club is used to make a *stroke*, the club is restored as nearly as possible to its original position by adjusting the feature back to where it was.
- A non-permissible external attachment (such as a sticker on the club face) is removed from the club before the club is used to make a *stroke*.

**Penalty for Making *Stroke* in Breach of Rule 4.1a: Disqualification.**

- There is no penalty under this Rule for merely having (but not making a *stroke* with) a non-conforming club or a club whose playing characteristics were deliberately changed during the *round*.
- **But** such a club still counts towards the 14-club limit in Rule 4.1b(1).

## Rule 4

### 4.1b Limit of 14 Clubs; Sharing, Adding or Replacing Clubs During Round

(1) **Limit of 14 Clubs.** A player must not:

- Start a *round* with more than 14 clubs, or
- Have more than 14 clubs during the *round*.

This limit includes all clubs carried by or for the player. **But** it does not include parts of a broken club and separated parts (such as a clubhead, shaft or grip) that are being carried by or for a player at the start of their *round*.

If the player starts a *round* with fewer than 14 clubs, they may add clubs during the *round* up to the 14-club limit (see Rule 4.1b(4) for restrictions in doing this). A club is considered added when the player makes their next *stroke* with any club while the added club is in the player's possession.

When the player becomes aware that they are in breach of this Rule by having more than 14 clubs, the player must take the excess club or clubs out of play before making another *stroke* using the procedure in Rule 4.1c(1):

- If the player started with more than 14 clubs, they may choose which club or clubs will be taken out of play.
- If the player added excess clubs during the *round*, those added clubs are the ones that must be taken out of play.

After a player's *round* has started, if the player picks up another player's club that was left behind, or a club is mistakenly put in the player's bag without their knowledge, the club is not treated as one of the player's clubs for purposes of the 14-club limit (**but** it must not be used).

(2) **No Sharing of Clubs.** A player is limited to those clubs they started with or added as allowed in (1):

- The player must not make a *stroke* with a club being used by anyone else who is playing on the *course* (even if the other player is playing in a different group or competition).
- When the player becomes aware that they have breached this Rule by making a *stroke* with another player's club, the player must take that club out of play before making another *stroke* using the procedure in Rule 4.1c(1).

**See Rules 22.5 and 23.7** (limited exception in *partner forms of play allowing partners to share clubs if they have no more than 14 clubs between them*).

(3) **No Replacing Lost Clubs.** If a player started with 14 clubs or added clubs up to the limit of 14 and then lost a club during the *round* or while play is stopped under Rule 5.7a, the player must not replace it with another club.

**(4) Restrictions When Adding or Replacing Clubs.** When adding or replacing a club under Rule 4.1a(2) or Rule 4.1b(1), a player must not:

- Unreasonably delay play (see Rule 5.6a),
- Add or borrow any club being carried by or for any other player who is playing on the *course* (even if the other player is playing in a different group or competition), or
- Build a club from parts being carried by or for the player or any other player who is playing on the *course* (even if the other player is playing in a different group or competition).

When the player becomes aware that they have breached this Rule by adding or replacing a club when not allowed, the player must take that club out of play before making another *stroke* using the procedure in Rule 4.1c(1).

If the player makes a *stroke* with a club that is still being carried after being taken out of play before the *round* (Rule 4.1c(2)) or during the *round* (Rule 4.1c(1)), they are **disqualified** under Rule 4.1c(1).

**Penalty for Breach of Rule 4.1b:** The penalty applies based on when the player becomes aware of the breach:

- Player Becomes Aware of Breach While Playing the Hole. The penalty is applied at the end of the hole being played. In *match play*, the player must complete the hole, apply the result of that hole to the match score and then apply the penalty to adjust the match score.
- Player Becomes Aware of Breach Between Two Holes. The penalty is applied as of the end of the hole just completed, not the next hole.

**Penalty in Match Play – Match Score Revised by Deducting Hole, Maximum of Two Holes:**

- This is a match adjustment penalty – it is not the same as a loss of hole penalty.
- At the end of the hole being played or just completed, the match score is revised by deducting **one hole** for each hole where a breach happened, with a **maximum deduction of two holes** in the *round*.
- For example, if a player who started with 15 clubs becomes aware of the breach while playing the 3<sup>rd</sup> hole and then wins that hole to go three up in the match, the maximum adjustment of two holes applies and the player would now be one up in the match.

**Penalty in Stroke Play – Two Penalty Strokes, Maximum of Four Strokes:** The player gets the **general penalty (two penalty strokes)** for each hole where a breach happened, with a **maximum of four penalty strokes** in the *round* (adding two penalty strokes at each of the first two holes where a breach happened).

### 4.1c Procedure for Taking Clubs Out of Play

- (1) **During Round.** When a player becomes aware during a *round* that they are in breach of Rule 4.1b, the player must take an action that clearly indicates each club that is being taken out of play before making the next *stroke*.

This may be done either by:

- Declaring this to the *opponent* in *match play* or the *marker* or another player in the group in *stroke play*, or
- Taking some other clear action (such as turning the club upside down in the bag, placing it on the floor of the golf cart or giving the club to another person).

The player must not make a *stroke* for the rest of the *round* with any club taken out of play.

If a club taken out of play is another player's club, that other player may continue to use the club.

#### **Penalty for Breach of Rule 4.1c(1): Disqualification.**

- (2) **Before Round.** If a player becomes aware shortly before starting a *round* that they accidentally have more than 14 clubs, the player should try to leave the excess club or clubs behind.

**But** as an option without penalty:

- The player may take any such excess clubs out of play before the start of the *round*, using the procedure in (1), and
- The excess clubs may be kept by the player (**but** must not be used) during the *round*, and they do not count towards the 14-club limit.

If a player deliberately brings more than 14 clubs to their first *teeing area* and starts the *round* without leaving the excess clubs behind, this option is not allowed and Rule 4.1b(1) applies.

## 4.2 Balls

### 4.2a Balls Allowed in Play of Round

- (1) **Conforming Ball Must Be Played.** In making each *stroke*, a player must use a ball that conforms to the requirements in the *Equipment Rules*.

A player may get a conforming ball to play from anyone else, including another player on the *course*.

- (2) **Deliberately Altered Ball Must Not Be Played.** A player must not make a *stroke* at a ball whose performance characteristics have been deliberately altered, such as by scuffing or heating the ball or by applying any substance (other than in cleaning it).

**Penalty for Making *Stroke* in Breach of Rule 4.2a: Disqualification.**

### 4.2b Ball Breaks into Pieces While Playing Hole

If a player's ball breaks into pieces after a *stroke*, there is no penalty and the *stroke* does not count.

The player must play another ball from where that *stroke* was made (see Rule 14.6).

**Penalty for Playing Ball from a *Wrong Place* in Breach of Rule 4.2b: *General Penalty Under Rule 14.7a*.**

### 4.2c Ball Becomes Cut or Cracked While Playing Hole

- (1) **Lifting Ball to See If Cut or Cracked.** If a player reasonably believes that their ball has become cut or cracked during the hole being played:

- The player may lift the ball to look at it, **but**:
- The spot of the ball must first be *marked*, and the ball must not be cleaned (**except** on the *putting green*) (see Rule 14.1).

If the player lifts the ball without having this reasonable belief (**except** on the *putting green* where the player may lift under Rule 13.1b), fails to *mark* the spot of the ball before lifting it or cleans it when not allowed, the player gets **one penalty stroke**.



## Rule 4

(2) **When Another Ball May Be Substituted.** The player may *substitute* another ball only if it can be clearly seen that the original ball is cut or cracked and this damage happened during the hole being played – **but** not if it is only scratched or scraped or its paint is only damaged or discoloured.

- If the original ball is cut or cracked, the player must *replace* either another ball or the original ball on the original spot (see Rule 14.2).
- If the original ball is not cut or cracked, the player must *replace* it on its original spot (see Rule 14.2).

If a player makes a *stroke* at an incorrectly substituted ball, the player gets **one penalty stroke** under Rule 6.3b.

Nothing in this Rule prohibits a player from *substituting* another ball under any other Rule or changing balls between two holes.

**Penalty for Playing Ball from a Wrong Place in Breach of Rule 4.2c: General Penalty Under 14.7a.**

### 4.3 Use of Equipment

Rule 4.3 applies to all types of *equipment* that a player might use during a *round*, **except** that the requirement to play with conforming clubs and balls is covered by Rules 4.1 and 4.2, not by this Rule.

This Rule only concerns how *equipment* is used. It does not limit the *equipment* that a player may have with them during a *round*.

#### 4.3a Allowed and Prohibited Uses of Equipment

A player may use *equipment* to help their play during a *round*, **except** that a player must not create a potential advantage by:

- Using *equipment* (other than a club or a ball) that artificially eliminates or reduces the need for a skill or judgment that is essential to the challenge of the game, or
- Using *equipment* (including a club or a ball) in an abnormal way in making a *stroke*. “Abnormal way” means a way that is fundamentally different than its intended use and is not normally recognized as part of playing the game.

This Rule does not affect the application of any other Rule that limits actions a player is allowed to take with a club, ball or other *equipment* (such as setting down a club or other object to help the player in aiming, see Rule 10.2b(3)).

Common examples of uses of *equipment* that are allowed and not allowed during a player's *round* under this Rule are:

**(1) Distance and Directional Information.**

- Allowed. Getting information on distance or direction (such as from a distance-measuring device or compass).
- Not Allowed.
  - » Measuring elevation changes,
  - » Interpreting distance or directional information (such as using a device to get a recommended *line of play* or club selection based on the location of the player's ball), or
  - » Using an alignment device (see definition in *Equipment Rules*) to help align the ball.

**See Committee Procedures, Section 8; Model Local Rule G-5** (the *Committee* may adopt a Local Rule prohibiting the use of distance-measuring devices).

**(2) Information on Wind and Other Weather Conditions.**

- Allowed.
  - » Getting any type of weather information (including wind speed) that is available from weather forecasts, or
  - » Measuring temperature and humidity at the *course*.
- Not Allowed.
  - » Measuring wind speed at the *course*, or
  - » Using an artificial object to get other wind-related information (such as using powder, a handkerchief or a ribbon to assess wind direction).

**(3) Information Gathered Before or During Round.**

- Allowed.
  - » Using information that was gathered before the *round* (such as playing information from previous *rounds*, swing tips or club recommendations), or
  - » Recording (for use after the *round*) playing or physiological information from the *round* (such as club distance, playing statistics or heart rate).

## Rule 4

- Not Allowed.
  - » Processing or interpreting playing information from the *round* (such as club recommendations based on current *round* distances), or
  - » Using any physiological information recorded during the *round*.

### (4) Audio and Video.

- Allowed.
  - » Listening to audio or watching video on matters unrelated to the competition being played (such as a news report or background music).  
**But** in doing so, consideration should be shown to others (see Rule 1.2).
- Not Allowed.
  - » Listening to music or other audio to eliminate distractions or to help with swing tempo, or
  - » Watching video of the competition that helps the player in choosing a club, making a *stroke*, or deciding how to play during the *round*, **except** that a player may watch video that is being broadcast to spectators at the course, such as on a video scoreboard.

**See Committee Procedures, Section 8; Model Local Rule G-8** (the *Committee* may adopt a *Local Rule* prohibiting or restricting the use of audio and video devices during a *round*).

### (5) Gloves and Gripping Agents.

- Allowed.
  - » Using a plain glove that meets the requirements in the *Equipment Rules*,
  - » Using resin, powders and other moisturizing or drying agents, or
  - » Wrapping a towel or handkerchief around the grip.
- Not Allowed.
  - » Using a glove that does not meet the requirements in the *Equipment Rules*,  
or
  - » Using other *equipment* that gives an unfair advantage with hand position or grip pressure.

## (6) Stretching Devices and Training or Swing Aids.

- Allowed.
  - » Using any *equipment* for general stretching (other than in making a practice swing), whether the *equipment* is designed for stretching, for use in golf (such as an alignment rod placed across the shoulders) or for any purpose unrelated to golf (such as rubber tubing or a section of pipe).
- Not Allowed.
  - » Using any type of golf training or swing aid (such as an alignment rod or a weighted headcover or “donut”) or a non-conforming club in any way that creates a potential advantage by helping the player in preparing for or making a *stroke* (such as help with swing plane, grip, alignment, ball position or posture).

Further guidance on the use of *equipment* described above and other types of *equipment* (such as clothing and shoes) is found in the *Equipment Rules*.

A player who is uncertain whether they may use a piece of *equipment* in a particular way should ask the *Committee* for a ruling (see Rule 20.2b).

**See Committee Procedures, Section 8; Model Local Rule G-6** (the *Committee* may adopt a Local Rule prohibiting the use of motorized transportation during a *round*).

### 4.3b Equipment Used for Medical Reasons

- (1) **Medical Exception.** A player is not in breach of Rule 4.3 if they use *equipment* to help with a medical condition, so long as:
- The player has a medical reason to use the *equipment*, and
  - The *Committee* decides that its use does not give the player any unfair advantage over other players.

**See Rule 25.3a** (status of prosthetic devices); **Rule 25.4f** (application of Rule 4.3 for assistive mobility devices).

## Rule 4

(2) **Tape or Similar Coverings.** A player may use adhesive tape or a similar covering for any medical reason (such as to prevent an injury or help with an existing injury), **but** the tape or covering must not:

- Be applied excessively, or
- Help the player more than is necessary for the medical reason (for example, it must not immobilize a joint to help the player swing the club).

A player who is uncertain about where or how tape or similar coverings may be applied should ask the *Committee* for a ruling.

### **Penalty for Breach of Rule 4.3:**

- **Penalty for first breach: *General Penalty*.** If the breach happens between two holes, the penalty applies to the next hole.
- **Penalty for second breach: *Disqualification*.** This penalty applies even if the nature of the breach was entirely different than the breach resulting in the first penalty. This penalty only applies if there has been an intervening event after the first breach (see Rule 1.3c(4)).



II

# Playing the Round and a Hole

## **RULES 5-6**





## RULE

## 5

## Playing the Round

**Purpose of Rule:**

Rule 5 covers how to play a round – such as where and when a player may practise on the course before or during a round, when a round starts and ends and what happens when play has to stop or resume. Players are expected to:

- Start each round on time, and
- Play continuously and at a prompt pace during each hole until the round is completed.

When it is a player's turn to play, it is recommended that they make the stroke in no more than 40 seconds, and usually more quickly than that.

**5.1 Meaning of Round**

A “round” is 18 or fewer holes played in the order set by the *Committee*.

When a *round* ends in a tie and play will go on until there is a winner:

- Tied Match Extended One Hole at a Time. This is the continuation of the same *round*, not a new *round*.
- Play-off in Stroke Play. This is a new *round*.

A player is playing their *round* from when it starts until it ends (see Rule 5.3), **except** while play is stopped under Rule 5.7a.

When a Rule refers to actions taken “during a *round*”, that does not include while play is stopped under Rule 5.7a unless the Rule says otherwise.

**5.2 Practising on Course Before or Between Rounds**

For purposes of this Rule:

- “Practising on the *course*” means playing a ball, or testing the surface of the *putting green* of any hole by rolling a ball or rubbing the surface, and
- The limitations on practice on the *course* before or between *rounds* apply only to the player, not to the player's *caddie*.



### 5.2a Match Play

A player may practise on the course before a *round* or between *rounds* of a *match-play* competition.

### 5.2b Stroke Play

On the day of a *stroke-play* competition:

- A player must not practise on the course before a *round*, **except** that the player may:
  - » Practise putting or chipping on or near their first *teeing area*.
  - » Practise on any practice area.
  - » Practise on or near the *putting green* of the hole just completed even if they will play that hole again on the same day (see Rule 5.5b).
- A player may practise on the course after completing play of their final round for that day.

If a player makes a *stroke* in breach of this Rule, they get the **general penalty** applied to their first hole. If they make an additional *stroke* in breach of this Rule, they are **disqualified**.

**See Committee Procedures, Section 8; Model Local Rule I-1** (in either form of play, the *Committee* may adopt a Local Rule prohibiting, restricting or allowing practice on the *course* before or between *rounds*).

## 5.3 Starting and Ending Round

### 5.3a When to Start Round

A player's *round* starts when the player makes a *stroke* to start their first hole (see Rule 6.1a).

The player must start at (and not before) their starting time:

- This means that the player must be ready to play at the starting time and starting point set by the *Committee*.
- A starting time set by the *Committee* is treated as an exact time (for example, 9 am means 9:00:00 am, not any time until 9:01 am).

If the starting time is delayed for any reason (such as weather, slow play of other groups or the need for a ruling by a *referee*), there is no breach of this Rule if the player is present and ready to play when the player's group is able to start.

**Penalty for Breach of Rule 5.3a: Disqualification, except** in these three cases:

## Rule 5

- **Exception 1 – Player Arrives at Starting Point, Ready to Play, No More Than Five Minutes Late:** The player gets the **general penalty** applied to their first hole.
- **Exception 2 – Player Starts No More Than Five Minutes Early:** The player gets the **general penalty** applied to their first hole.
- **Exception 3 – Committee Decides that Exceptional Circumstances Prevented Player from Starting on Time:** There is no breach of this Rule and no penalty.

### 5.3b When Round Ends

A player's *round* ends:

- In *match play*, when the result of the match is decided under Rule 3.2a(3) or (4).
- In *stroke play*, when the player *holes out* at the final hole (including correction of a mistake, such as under Rule 6.1 or 14.7b).

See Rules 21.1e, 21.2e, 21.3e and 23.3b (when a *round* starts and ends in other forms of *stroke play* and in *Four-Ball*).

## 5.4 Playing in Groups

### 5.4a Match Play

During a *round*, the player and *opponent* must play each hole in the same group.

### 5.4b Stroke Play

During a *round*, the player must remain in the group set by the *Committee*, unless the *Committee* approves a change either before or after it happens.

**Penalty for Breach of Rule 5.4: Disqualification.**

## 5.5 Practising During Round or While Play Is Stopped

### 5.5a No Practice Strokes While Playing Hole

While playing a hole, a player must not make a practice *stroke* at any ball on or off the *course*.

These are not practice *strokes*:

- A practice swing made with no intent to strike a ball.
- Hitting a ball back to a practice area or to another player, when done solely as a courtesy.
- *Strokes* made by a player in playing out a hole whose result has been decided.

### 5.5b Restriction on Practice Strokes After Completing Hole

After completing play of a hole, but before making a *stroke* to begin another hole, a player must not make a practice *stroke*.

**Exception – Where Player Allowed to Practise Putting or Chipping:** The player may practise putting or chipping on or near:

- The *putting green* of the hole just completed and any practice green (see Rule 13.1e), and
- The *teeing area* of the next hole.

**But** such practice *strokes* must not be made from a *bunker* and must not unreasonably delay play (see Rule 5.6a).

**See Committee Procedures, Section 8; Model Local Rule I-2** (the *Committee* may adopt a Local Rule prohibiting players from practising putting or chipping on or near the *putting green* of the hole just completed).

### 5.5c Practice While Play Is Suspended or Otherwise Stopped

While play is suspended or otherwise stopped under Rule 5.7a, a player must not make a practice *stroke* **except**:

- As allowed in Rule 5.5b,
- Anywhere outside the *course*, and
- Anywhere on the *course* the *Committee* allows.

If a match is stopped by agreement of the players and will not be resumed on the same day, the players may practise on the *course* without restriction before the match is resumed.

**Penalty for Breach of Rule 5.5: General Penalty.**

If the breach happens between two holes, the penalty applies to the next hole.

### 5.6 Unreasonable Delay; Prompt Pace of Play

#### 5.6a Unreasonable Delay of Play

A player must not unreasonably delay play, either when playing a hole or between two holes.

A player may be allowed a short delay for certain reasons, such as:

- When the player seeks help from a *referee* or the *Committee*,
- When the player becomes injured or ill, or
- When there is another good reason.

#### Penalty for Breach of Rule 5.6a:

- **Penalty for first breach: One penalty stroke.**
- **Penalty for second breach: *General Penalty*.**
- **Penalty for third breach: Disqualification.**

If the player unreasonably delays play between two holes, the penalty applies to the next hole.

[See Rule 25.6a](#) (application of Rule 5.6a to players with disabilities).

#### 5.6b Prompt Pace of Play

A *round* of golf is meant to be played at a prompt pace.

Each player should recognize that their pace of play is likely to affect how long it will take other players to play their *rounds*, including both those in the player's own group and those in following groups.

Players are encouraged to allow faster groups to play through.

(1) **Pace of Play Recommendations.** The player should play at a prompt pace throughout the *round*, including the time taken to:

- Prepare for and make each *stroke*,
- Move from one place to another between *strokes*, and
- Move to the next *teeing area* after completing a hole.

A player should prepare in advance for the next *stroke* and be ready to play when it is their turn.

When it is the player's turn to play:

- It is recommended that the player make the *stroke* in no more than 40 seconds after they are (or should be) able to play without interference or distraction, and
  - The player should usually be able to play more quickly than that and is encouraged to do so.
- (2) **Playing Out of Turn to Help Pace of Play.** Depending on the form of play, there are times when players may play out of turn to help the pace of play:
- In *match play*, the players may agree that one of them will play out of turn to save time (see Rule 6.4a Exception).
  - In *stroke play*, players may play “ready golf” in a safe and responsible way (see Rule 6.4b(2)).
- (3) **Committee Pace of Play Policy.** To encourage and enforce prompt play, the *Committee* should adopt a Local Rule setting a Pace of Play Policy.

This Policy may set a maximum time to complete a *round*, a hole or series of holes and a *stroke*, and it may set penalties for not following the Policy.

[See Committee Procedures, Section 5G \(recommendations on contents of Pace of Play Policy\).](#)

## 5.7 Stopping Play; Resuming Play

### 5.7a When Players May or Must Stop Play

During a *round*, a player must not stop play **except** in these cases:

- Suspension by Committee. All players must stop play if the *Committee* suspends play (see Rule 5.7b).
- Stopping Play by Agreement in Match Play. Players in a match may agree to stop play for any reason, **except** if doing so delays the competition. If they agree to stop play and then one player wants to resume play, the agreement has ended and the other player must resume play.
- Individual Player Stopping Play Because of Lightning. A player may stop play if they reasonably believe there is danger from lightning, **but** must report to the *Committee* as soon as possible.

Leaving the *course* is not, by itself, stopping play. A player's delay of play is covered by Rule 5.6a, not by this Rule.

If a player stops play for any reason not allowed under this Rule or fails to report to the *Committee* when required to do so, the player is **disqualified**.

### 5.7b What Players Must Do When Committee Suspends Play

There are two types of *Committee* suspensions of play, each with different requirements for when players must stop play.

- (1) **Immediate Suspension (Such as When There Is Imminent Danger).** If the *Committee* declares an immediate suspension of play, a player must not make another *stroke* until the *Committee* resumes play.

The *Committee* should use a distinct method of telling players about an immediate suspension.

- (2) **Normal Suspension (Such as for Darkness or Unplayable Course).** If the *Committee* suspends play for normal reasons, what happens next depends on where each playing group is:

- **Between Two Holes.** If all players in the group are between two holes, they must stop play and must not make a *stroke* to begin another hole until the *Committee* resumes play.
- **While Playing Hole.** If any player in the group has started a hole, the players may choose either to stop play or to play out the hole.
  - » The players are allowed a brief amount of time (which normally should be no more than two minutes) to decide whether to stop play or play out the hole.
  - » If the players continue play of the hole, they may go on to complete the hole or may stop before completing the hole.
  - » Once the players complete the hole or stop before completing the hole, they must not make another *stroke* until the *Committee* resumes play under Rule 5.7c.

If the players do not agree on what to do:

- » **Match Play.** If the *opponent* stops play, the player must also stop play and both players must not play again until the *Committee* resumes play. If the player does not stop play, the player gets the **general penalty (loss of hole)**.
- » **Stroke Play.** Any player in the group may choose to stop play or go on to continue the hole, no matter what the others in the group decide to do, **except** that the player may continue play only if the player's *marker* stays to keep the player's score.

#### **Penalty for Breach of Rule 5.7b: Disqualification.**

**Exception – No Penalty If Committee Decides That Failure to Stop Was Justified:**

There is no breach of this Rule and no penalty if the *Committee* decides that circumstances justified the player's failure to stop play when required to do so.

See **Committee Procedures, Section 8; Model Local Rule J-1** (recommended ways for *Committee* to indicate immediate and normal suspensions to players).

**5.7c What Players Must Do When Play Resumes**

- (1) **Where to Resume Play.** A player must resume play from where they stopped play on a hole or, if between two holes, at the next *teeing area*, even if play is resumed on a later day.

If a player resumes play from a different spot than where they stopped play, see Rules 6.1b and 14.7.

- (2) **When to Resume Play.** The player must be present at the location identified in (1) and ready to play:

- At the time set by the *Committee* for play to resume, and
- The player must resume play at (and not before) that time.

If the ability to resume play is delayed for any reason (such as when players in the group ahead need to play first and move out of the way), there is no breach of this Rule if the player is present and ready to play when the player's group is able to resume play.

**Penalty for Breach of Rule 5.7c(2): Disqualification.**

**Exceptions to Disqualification for Failure to Resume on Time:** Exceptions 1, 2 and 3 in Rule 5.3a and the Exception to Rule 5.7b apply here as well.

**5.7d Lifting Ball When Play Stops; Replacing and Substituting Ball When Play Resumes**

- (1) **Lifting Ball When Play Stops or Before Play Resumes.** When stopping play of a hole under this Rule, the player may *mark* the spot of their ball and lift the ball (see Rule 14.1).

Either before or when play is resumed:

- **When Player's Ball Was Lifted When Play Stopped.** The player must *replace* the original ball or another ball on the original spot (which if not known must be estimated) (see Rule 14.2).
- **When Player's Ball Was Not Lifted When Play Stopped.** The player may play the ball as it lies, or may *mark* the spot of the ball, lift the ball (see Rule 14.1) and *replace* that ball or another ball on the original spot (see Rule 14.2).



## Rule 5

In either case:

- If the *lie* of the ball is altered as a result of lifting the ball, the player must *replace* that ball or another ball as required under Rule 14.2d.
- If the *lie* of the ball is altered after the ball was lifted and before a ball is *replaced*, Rule 14.2d does not apply:
  - » The original ball or another ball must be *replaced* on the original spot (which if not known must be estimated) (see Rule 14.2).
  - » **But** if the *lie* or other *conditions affecting the stroke* were worsened during this time, Rule 8.1d applies.

**(2) What to Do If Ball or Ball-Marker Is Moved While Play Stopped.** If the player's ball or *ball-marker* is moved in any way before play resumes (including by *natural forces*), the player must either:

- *Replace* the original ball or another ball on the original spot (which if not known must be estimated) (see Rule 14.2), or
- Place a *ball-marker* to *mark* that original spot, and then *replace* the original ball or another ball on that spot (see Rules 14.1 and 14.2).

If the player's *conditions affecting the stroke* were worsened while play was stopped, see Rule 8.1d.

**Penalty for Playing Ball from a *Wrong Place* in Breach of Rule 5.7d: *General Penalty Under Rule 14.7a.***

## RULE

## 6

## Playing a Hole

**Purpose of Rule:**

Rule 6 covers how to play a hole – such as the specific Rules for teeing off to start a hole, the requirement to use the same ball for an entire hole except when substitution is allowed, the order of play (which matters more in match play than stroke play) and completing a hole.

**6.1 Starting Play of a Hole****6.1a When Hole Starts**

A player has started a hole when they make a *stroke* to begin the hole.

The hole has started even if the *stroke* was made from outside the *teeing area* (see Rule 6.1b) or the *stroke* was cancelled under a Rule.

**6.1b Ball Must Be Played from Inside Teeing Area**

A player must start each hole by playing a ball from anywhere inside the *teeing area* under Rule 6.2b.

If a player who is starting a hole plays a ball from outside the *teeing area* (including from a wrong set of tee-markers for a different teeing location on the same hole or a different hole):

(1) **Match Play.** There is no penalty, **but** the *opponent* may cancel the *stroke*:

- This must be done promptly and before either player makes another *stroke*. When the *opponent* cancels the *stroke*, they cannot withdraw the cancellation.
- If the *opponent* cancels the *stroke*, the player must play a ball from inside the *teeing area* and it is still their turn to play.
- If the *opponent* does not cancel the *stroke*, the *stroke* counts and the ball is *in play* and must be played as it lies.

## Rule 6

(2) **Stroke Play.** The player gets the **general penalty (two penalty strokes)** and must correct the mistake by playing a ball from inside the *teeing area*:

- The ball played from outside the *teeing area* is not *in play*.
- That *stroke* and any more strokes before the mistake is corrected (including *strokes* made and any penalty strokes solely from playing that ball) do not count.
- If the player does not correct the mistake before making a *stroke* to begin another hole or, for the final hole of the *round*, before returning their *scorecard*, the player is **disqualified**.

### 6.2 Playing Ball from Teeing Area

#### 6.2a When Teeing Area Rules Apply

The *teeing area* Rules in Rule 6.2b apply whenever a player is required or allowed to play a ball from the *teeing area*. This includes when:

- The player is starting play of the hole (see Rule 6.1),
- The player will play again from the *teeing area* under a Rule (see Rule 14.6), or
- The player's ball is *in play* in the *teeing area* after a *stroke* or after the player has taken relief.

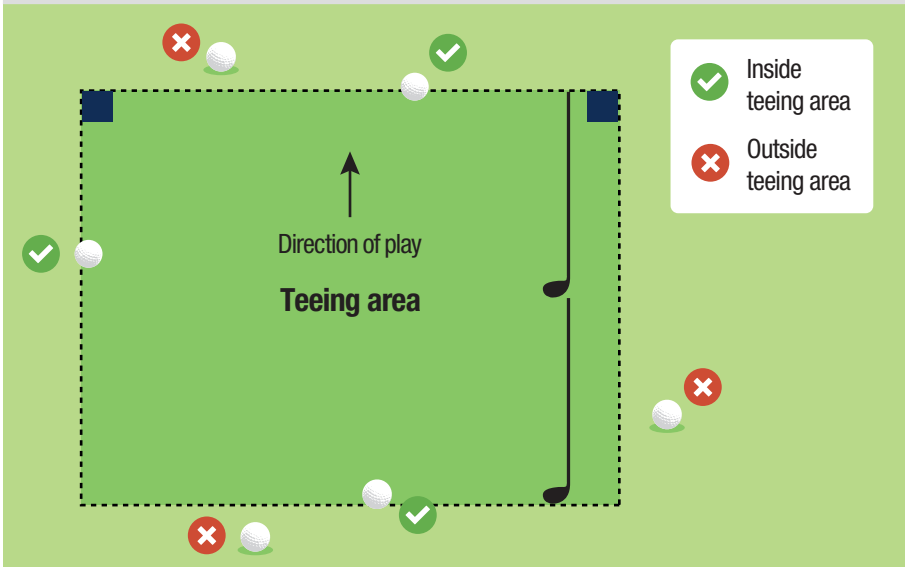
This Rule applies only to the *teeing area* the player must play from in starting the hole they are playing, not to any other teeing locations on the *course* (whether on the same hole or a different hole).

#### 6.2b Teeing Area Rules

##### (1) When Ball Is in Teeing Area.

- A ball is in the *teeing area* when any part of the ball touches or is above any part of the *teeing area*.
- The player may stand outside the *teeing area* in making the *stroke* at a ball in the *teeing area*.

### DIAGRAM 6.2b: WHEN BALL IS IN TEEING AREA



The dotted line defines the outside edges of the teeing area (see definition of teeing area). A ball is in the teeing area when any part of the ball touches or is above part of the teeing area.

#### (2) Ball May Be Teed or Played from Ground. The ball must be played from either:

- A *tee* placed in or on the ground, or
- The ground itself.

For purposes of this Rule, the “ground” includes sand or other natural materials put in place to set the *tee* or ball on.

The player must not make a *stroke* at a ball on a non-conforming *tee* or a ball teed in a way not allowed by this Rule.

#### **Penalty for Breach of Rule 6.2b(2):**

- **Penalty for first breach: *General Penalty*.**
- **Penalty for second breach: *Disqualification*.**

#### (3) Certain Conditions in Teeing Area May Be Improved. Before making a *stroke*, the player may take these actions in the *teeing area* to *improve* the *conditions affecting the stroke* (see Rule 8.1b(8)):

- Alter the surface of the ground in the *teeing area* (such as by making an indentation with a club or foot),

## Rule 6

- Move, bend or break grass, weeds and other natural objects that are attached or growing in the ground in the *teeing area*,
- Remove or press down sand and soil in the *teeing area*, and
- Remove dew, frost and water in the *teeing area*.

**But** the player gets the **general penalty** if they take any other action to *improve the conditions affecting the stroke* in breach of Rule 8.1a.

### **(4) Restriction on Moving Tee-Markers, or Tee-Markers Missing, When Playing from Teeing Area.**

- The location of the tee-markers is set by the *Committee* to define each *teeing area* and should remain in that same location for all players who will play from that *teeing area*.
- If the player *improves the conditions affecting the stroke* by moving any such tee-marker before making a *stroke* from the *teeing area*, they get the **general penalty** for breach of Rule 8.1a(1).
- If a player finds one or both tee-markers missing, the player should seek help from the *Committee*. **But** if the *Committee* is not available in a reasonable time, the player should use their reasonable judgment (Rule 1.3b(2)) to estimate the location of the *teeing area*.

In all other situations, the tee-markers are treated as regular *movable obstructions* that may be removed as allowed in Rule 15.2.

### **(5) Ball Is Not in Play Until Stroke Is Made.** Whether the ball is teed or on the ground, when starting a hole or playing again from the *teeing area* under a Rule:

- The ball is not *in play* until the player makes a *stroke* at it, and
- The ball may be lifted or *moved* without penalty before the *stroke* is made.

If a teed ball falls off the *tee* or is knocked off the *tee* by the player before the player has made a *stroke* at it, it may be re-teed anywhere in the *teeing area* without penalty.

**But** if the player makes a *stroke* at that ball while it is falling or after it has fallen off, there is no penalty, the *stroke* counts and the ball is *in play*.

### **(6) When Ball in Play Lies in Teeing Area.** If the player's ball *in play* is in the *teeing area* after a *stroke* (such as a teed ball after a *stroke* that missed the ball) or after taking relief, the player may:

- Lift or *move* the ball without penalty (see Rule 9.4b, Exception 1), and
- Play that ball or another ball from anywhere in the *teeing area* from a *tee* or the ground under (2), including playing the ball as it lies.

**Penalty for Playing Ball from a *Wrong Place* in Breach of Rule 6.2b(6): *General Penalty Under Rule 14.7a.***

## 6.3 Ball Used in Play of Hole

### Purpose of Rule:

A hole is played as a progression of strokes made from the teeing area to the putting green and into the hole. After teeing off, the player is normally required to play the same ball until the hole is completed. The player gets a penalty for making a stroke at a wrong ball or a substituted ball when substitution is not allowed by the Rules.

### 6.3a Holing Out with Same Ball Played from Teeing Area

A player may play any conforming ball when starting a hole from the *teeing area* and may change balls between two holes.

The player must *hole out* with the same ball played from the *teeing area*, **except** when:

- That ball is *lost* or comes to rest *out of bounds*, or
- The player *substitutes* another ball (whether or not allowed to do so).

The player should put an identifying mark on the ball to be played (see Rule 7.2).

### 6.3b Substitution of Another Ball While Playing Hole

(1) **When Player Is Allowed and Not Allowed to Substitute Another Ball.** Certain Rules allow a player to change the ball they are using to play a hole by *substituting* another ball as the ball *in play*, and others do not:

- When taking relief under a Rule, including when either *dropping* a ball or placing a ball (such as when a ball will not stay in the *relief area* or when taking relief on the *putting green*), the player may use either the original ball or another ball (Rule 14.3a),
- When playing again from where a previous *stroke* was made, the player may use either the original ball or another ball (Rule 14.6), and
- When *replacing* a ball on a spot, the player is not allowed to *substitute* a ball and must use the original ball, with certain exceptions (Rule 14.2a).

(2) **Substituted Ball Becomes Ball in Play.** When a player *substitutes* another ball as the ball *in play* (see Rule 14.4):

- The original ball is no longer *in play*, even if it is at rest on the *course*.
- This is true even if the player:
  - » *Substituted* another ball for the original ball when not allowed by the Rules (whether or not the player realized that they were *substituting* another ball), or

## Rule 6

» *Replaced, dropped or placed the substituted ball (1) in a wrong way, (2) in a wrong place or (3) by using a procedure that does not apply.*

- For how to correct any error before playing the *substituted* ball, see Rule 14.5.

If the player's original ball has not been found and the player put another ball *in play* to take *stroke-and-distance* relief (see Rules 17.1d, 18.1, 18.2b and 19.2a) or as allowed under a Rule that applies when it is *known or virtually certain* what happened to the ball (see Rules 6.3c, 9.6, 11.2c, 15.2b, 16.1e and 17.1c):

- The player must continue playing with the *substituted* ball, and
- The player must not play the original ball even if it is found on the *course* before the end of the three-minute search time (see Rule 18.2a(1)).

**(3) Making Stroke at Incorrectly Substituted Ball.** If a player makes a *stroke* at an incorrectly *substituted* ball, the player gets **one penalty stroke** and must then play out the hole with the incorrectly *substituted* ball.

### 6.3c Wrong Ball

**(1) Making Stroke at Wrong Ball.** A player must not make a *stroke* at a *wrong ball*.

**Exception – Ball Moving in Water:** There is no penalty if a player makes a *stroke* at a *wrong ball* that is moving in water in a *penalty area* or in *temporary water*:

- The *stroke* does not count, and
- The player must correct the mistake under the Rules by playing the right ball from its original spot or by taking relief under the Rules.

#### **Penalty for Playing Wrong Ball in Breach of Rule 6.3c(1):**

In *match play*, the player gets the **general penalty (loss of hole)**:

- If the player and *opponent* play each other's ball during the play of a hole, the first to make a *stroke* at a *wrong ball* gets the **general penalty (loss of hole)**.
- **But** if it is not known which *wrong ball* was played first, there is no penalty and the hole must be played out with the balls exchanged.

In *stroke play*, the player gets the **general penalty (two penalty strokes)** and must correct the mistake by continuing play with the original ball by playing it as it lies or taking relief under the Rules:

- The *stroke* made with the *wrong ball* and any more *strokes* before the mistake is corrected (including *strokes* made and any additional penalty strokes solely from playing that ball) do not count.
- If the player does not correct the mistake before making a *stroke* to begin another hole or, for the final hole of the *round*, before returning their *scorecard*, the player is **disqualified**.



- (2) **What to Do When Player's Ball Was Played by Another Player as Wrong Ball.** If it is *known or virtually certain* that the player's ball was played by another player as a *wrong ball*, the player must *replace* the original ball or another ball on the original spot (which if not known must be estimated) (see Rule 14.2).

This applies whether or not the original ball has been found.

### 6.3d When Player May Play More Than One Ball at a Time

A player may play more than one ball at a time on a hole only when:

- Playing a *provisional ball* (which will either become the ball *in play* or be abandoned, as provided in Rule 18.3c), or
- Playing two balls in *stroke play* to correct a possible *serious breach* in playing from a *wrong place* (see Rule 14.7b) or when uncertain about the right procedure to use (see Rule 20.1c(3)).

## 6.4 Order of Play When Playing Hole

### Purpose of Rule:

Rule 6.4 covers the order of play throughout a hole. The order of play from the teeing area depends on who has the honour, and after that is based on which ball is farthest from the hole.

- In match play, the order of play is fundamental; if a player plays out of turn, the opponent may cancel that stroke and make the player play again.
- In stroke play, there is no penalty for playing out of turn, and players are both allowed and encouraged to play "ready golf" — that is, to play out of turn in a safe and responsible way.

### 6.4a Match Play

(1) **Order of Play.** The player and *opponent* must play in this order:

- **Starting First Hole.** At the first hole, the *honour* is decided by the order of the draw set by the *Committee* or, if there is no draw, by agreement or by using a random method (such as tossing a coin).
- **Starting All Other Holes.**
  - » The player who wins a hole has the *honour* at the next *teeing area*.
  - » If the hole was tied, the player with the *honour* at the previous *teeing area* keeps it.

## Rule 6

- » If a player makes a timely ruling request (see Rule 20.1b) that has not yet been decided by the *Committee* and could affect who has the *honour* on the next hole, the *honour* is decided by agreement or by using a random method.
  - After Both Players Start a Hole.
    - » The ball that is farther from the *hole* is to be played first.
    - » If the balls are the same distance from the *hole* or their relative distances are not known, the ball to be played first is decided by agreement or by using a random method.
- (2) **Opponent May Cancel Player's Stroke Made Out of Turn.** If the player plays when it was the *opponent's* turn to play, there is no penalty **but** the *opponent* may cancel the *stroke*:
- This must be done promptly and before either player makes another *stroke*. When the *opponent* cancels the *stroke*, they cannot withdraw the cancellation.
  - If the *opponent* cancels the *stroke*, the player must, when it is their turn to play, play a ball from where that *stroke* was made (see Rule 14.6).
  - If the *opponent* does not cancel the *stroke*, the *stroke* counts and the ball is *in play* and must be played as it lies.

**Exception – Playing Out of Turn by Agreement to Save Time:** To save time:

- The player may invite the *opponent* to play out of turn or may agree to the *opponent's* request to play out of turn.
- If the *opponent* then makes the *stroke* out of turn, the player has given up the right to cancel the *stroke*.

**See Rule 23.6** (order of play in *Four-Ball*).

### 6.4b Stroke Play

#### (1) Normal Order of Play.

- Starting First Hole. The *honour* at the first *teeing area* is decided by the order of the draw set by the *Committee* or, if there is no draw, by agreement or by using a random method (such as tossing a coin).
- Starting All Other Holes.
  - » The player in the group with the lowest gross score at a hole has the *honour* at the next *teeing area*; the player with the second lowest gross score should play next; and so on.

- » If two or more players have the same score at a hole, they should play in the same order as at the previous *teeing area*.
- » The *honour* is based on gross scores, even in a handicap competition.
- After All Players Have Started a Hole.
  - » The ball that is farthest from the *hole* should be played first.
  - » If two or more balls are the same distance from the *hole* or their relative distances are not known, the ball to be played first should be decided by agreement or by using a random method.

There is no penalty if a player plays out of turn, **except** that if two or more players agree to play out of turn to give one of them an advantage and one of them then plays out of turn, each player who made the agreement gets the **general penalty (two penalty strokes)**.

(2) **Playing Out of Turn in a Safe and Responsible Way (“Ready Golf”).** Players are both allowed and encouraged to play out of turn in a safe and responsible way, such as when:

- Two or more players agree to do so for convenience or to save time,
- A player’s ball comes to rest a very short distance from the *hole* and the player wishes to *hole out*, or
- An individual player is ready and able to play before another player whose turn it is to play under the normal order of play in (1), so long as in playing out of turn the player does not endanger, distract or interfere with any other player.

**But** if the player whose turn it is to play under (1) is ready and able to play and indicates that they want to play first, other players should generally wait until that player has played.

A player should not play out of turn to gain an advantage over other players.

#### 6.4c When Player Will Play Provisional Ball or Another Ball from Teeing Area

The order of play in this case is for all other players in the group to make their first *stroke* on the hole before the player plays the *provisional ball* or another ball from the *teeing area*.

If more than one player will play a *provisional ball* or another ball from the *teeing area*, the order of play is the same order as before.

For a *provisional ball* or another ball played out of turn, see Rules 6.4a(2) and 6.4b.

### 6.4d When Player Takes Relief or Will Play Provisional Ball from Anywhere Except Teeing Area

The order of play under Rules 6.4a(1) and 6.4b(1) in these two cases is:

#### (1) Taking Relief to Play Ball from a Different Place Than Where It Lies.

- When Player Becomes Aware That They Are Required to Take Stroke-and-Distance Relief. The player's order of play is based on the spot where their previous *stroke* was made.
- When Player Has Choice to Play Ball as It Lies or Take Relief.
  - » The player's order of play is based on the spot where the original ball lies (which if not known must be estimated) (see Rule 14.2).
  - » This applies even when the player has already decided to take *stroke-and-distance* relief or to take relief to play from a different place than where the original ball lies (such as when the original ball is in a *penalty area* or will be treated as unplayable).

#### (2) Playing Provisional Ball. The order of play is for the player to play the *provisional ball* right after making the previous *stroke* and before anyone else plays a ball, **except:**

- When starting a hole from the *teeing area* (see Rule 6.4c), or
- When the player waits before deciding to play a *provisional ball* (in which case the player's order of play, once they have decided to play a *provisional ball*, is based on the spot where the previous *stroke* was made).

## 6.5 Completing Play of a Hole

A player has completed a hole:

- In *match play*, when:
  - » The player *holes out* or the player's next *stroke* is conceded, or
  - » The result of the hole is decided (such as when the *opponent* concedes the hole, the *opponent's* score for the hole is lower than the player possibly could make or the player or *opponent* gets the **general penalty (loss of hole)**).
- In *stroke play*, when the player *holes out* under Rule 3.3c.

If a player does not know that they have completed a hole and attempts to continue play of the hole, the player's further play is not considered to be practice nor do they get a penalty for playing another ball, including a *wrong ball*.

**See Rules 21.1b(1), 21.2b(1), 21.3b(1) and 23.3c** (when a player has completed a hole in other forms of *stroke play* or in *Four-Ball*).



III

# Playing the Ball

## **RULES 7-11**





# RULE 7

## Ball Search: Finding and Identifying Ball

### Purpose of Rule:

Rule 7 allows the player to take reasonable actions to fairly search for their ball in play after each stroke.

- But the player still must be careful, as a penalty will apply if the player acts excessively and causes improvement to the conditions affecting their next stroke.
- The player gets no penalty if the ball is accidentally moved in trying to find or identify it, but must then replace the ball on its original spot.

### 7.1 How to Fairly Search for Ball

#### 7.1a Player May Take Reasonable Actions to Find and Identify Ball

A player is responsible for finding their ball *in play* after each *stroke*.

The player may fairly search for the ball by taking reasonable actions to find and identify it, such as:

- Moving sand and water, and
- Moving or bending grass, bushes, tree branches and other growing or attached natural objects, and also breaking such objects, **but** only if such breaking is a result of other reasonable actions taken to find or identify the ball.

If taking such reasonable actions as part of a fair search *improves* the *conditions affecting the stroke*:

- There is no penalty under Rule 8.1a if the *improvement* results from a fair search.
- **But** if the *improvement* results from actions that exceeded what was reasonable for a fair search, the player gets the **general penalty** for breach of Rule 8.1a.

In trying to find and identify the ball, the player may remove *loose impediments* as allowed in Rule 15.1 and may remove *movable obstructions* as allowed in Rule 15.2.

### 7.1b What to Do If Sand Affecting Lie of Player's Ball Is Moved While Trying to Find or Identify It

- The player must re-create the original *lie* in the sand, **but** may leave a small part of the ball visible if the ball had been covered by sand.
- If the player plays the ball without having re-created the original *lie*, the player gets the **general penalty**.

### 7.2 How to Identify Ball

A player's ball at rest may be identified in any one of these ways:

- By the player or anyone else seeing a ball come to rest in circumstances where it is known to be the player's ball.
- By seeing the player's identifying mark on the ball (see Rule 6.3a), **but** this does not apply if an identical ball with an identical identifying mark is also found in the same area.
- By finding a ball with the same brand, model, number and condition as the player's ball in an area where the player's ball is expected to be, **but** this does not apply if an identical ball is in the same area and there is no way to know which one is the player's ball.

If a player's *provisional ball* cannot be distinguished from their original ball, see Rule 18.3c(2).

### 7.3 Lifting Ball to Identify It

If a ball might be a player's ball but cannot be identified as it lies:

- The player may lift the ball to identify it (including by rotating it), **but**:
- The spot of the ball must first be *marked*, and the ball must not be cleaned more than needed to identify it (**except** on the *putting green*) (see Rule 14.1).

If the lifted ball is the player's ball or another player's ball, it must be *replaced* on its original spot (see Rule 14.2).

If the player lifts their ball under this Rule when not reasonably necessary to identify it (**except** on the *putting green* where the player may lift under Rule 13.1b), fails to *mark* the spot of the ball before lifting it or cleans it when not allowed, the player gets **one penalty stroke**.

**Penalty for Playing Ball from a Wrong Place in Breach of Rule 7.3: General Penalty Under Rule 14.7a.**



### 7.4 Ball Accidentally Moved in Trying to Find or Identify It

There is no penalty if the player's ball is accidentally *moved* by the player, *opponent* or anyone else while trying to find or identify it. **But** if the player causes the ball to *move* before they start to search for the ball, the player gets **one penalty stroke** under Rule 9.4b.

Under this Rule, “accidentally” includes when the ball is *moved* by anyone taking reasonable actions to find the ball that were likely to reveal the ball's location by *moving* it (such as by sweeping feet through long grass or shaking a tree).

In these situations, the ball must be *replaced* on its original spot (which if not known must be estimated) (see Rule 14.2). In doing so:

- If the ball was on, under or against any *immovable obstruction, integral object, boundary object* or growing or attached natural object, the ball must be *replaced* on its original spot on, under or against such object (see Rule 14.2c).
- If the ball was covered by sand, the original *lie* must be re-created and the ball must be *replaced* in that *lie* (see Rule 14.2d(1)). **But** the player may leave a small part of the ball visible when doing so.

See also Rule 15.1a (restriction on deliberately removing certain *loose impediments* before *replacing* ball).

**Penalty for Breach of Rule 7.4: General Penalty.**

## RULE

## 8

## Course Played as It Is Found

**Purpose of Rule:**

Rule 8 covers a central principle of the game: “play the course as you find it”. When the player’s ball comes to rest, they normally have to accept the conditions affecting the stroke and not improve them before playing the ball. However, a player may take certain reasonable actions even if they improve those conditions, and there are limited circumstances where conditions may be restored without penalty after they have been improved or worsened.

**8.1 Player’s Actions That Improve Conditions Affecting the Stroke**

To support the principle of “play the *course* as you find it”, this Rule restricts what a player may do to *improve* any of these protected “*conditions affecting the stroke*” (anywhere on or off the *course*) for the next *stroke* the player will make:

- The *lie* of the player’s ball at rest,
- The area of the player’s intended *stance*,
- The area of the player’s intended swing,
- The player’s *line of play*, and
- The *relief area* where the player will *drop* or place a ball.

This Rule applies to actions taken both during a *round* and while play is stopped under Rule 5.7a.

It does not apply to:

- The removal of *loose impediments* or *movable obstructions*, which is allowed to the extent provided in Rule 15, or
- An action taken while a player’s ball is in motion, which is covered by Rule 11.

**8.1a Actions That Are Not Allowed**

**Except** in the limited ways allowed in Rules 8.1b, c and d, a player must not take any of these actions if they *improve* the *conditions affecting the stroke*:

(1) Move, bend or break any:

- Growing or attached natural object,
- *Immovable obstruction*, *integral object* or *boundary object*, or

## Rule 8

- Tee-marker for the *teeing area* when playing a ball from that *teeing area*.
- (2) Move a *loose impediment* or *movable obstruction* into position (such as to build a *stance* or to *improve* the *line of play*).
  - (3) Alter the surface of the ground, including by:
    - Replacing divots in a divot hole,
    - Removing or pressing down divots that have already been replaced or other cut turf that is already in place, or
    - Creating or eliminating holes, indentations or uneven surfaces.
  - (4) Remove or press down sand or loose soil.
  - (5) Remove dew, frost or water.

### Penalty for Breach of Rule 8.1a: **General Penalty.**

#### 8.1b Actions That Are Allowed

In preparing for or making a *stroke*, a player may take any of these actions and there is no penalty even if doing so *improves* the *conditions affecting the stroke*:

- (1) Fairly search for their ball by taking reasonable actions to find and identify it (see Rule 7.1a).
- (2) Take reasonable actions to remove *loose impediments* (see Rule 15.1) and *movable obstructions* (see Rule 15.2).
- (3) Take reasonable actions to *mark* the spot of a ball and to lift and *replace* the ball under Rules 14.1 and 14.2.
- (4) Ground the club lightly right in front of or right behind the ball. “Ground the club lightly” means allowing the weight of the club to be supported by the grass, soil, sand or other material on or above the ground surface.

**But** this does not allow:

- Pressing the club on the ground, or
  - When a ball is in a *bunker*, touching the sand right in front of or right behind the ball (see Rule 12.2b(1)).
- (5) Firmly place the feet in taking a *stance*, including a reasonable amount of digging in with the feet in sand or loose soil.
  - (6) Fairly take a *stance* by taking reasonable actions to get to the ball and take a *stance*.

**But** when doing so the player:

- Is not entitled to a normal *stance* or swing, and
- Must use the least intrusive course of action to deal with the particular situation.

(7) Make a *stroke* or the backswing for a *stroke* that is then made.

**But** when the ball is in a *bunker*, touching the sand in the *bunker* in taking the backswing is not allowed under Rule 12.2b(1).

(8) In the *teeing area*:

- Place a *tee* in or on the ground (see Rule 6.2b(2)),
- Move, bend or break any growing or attached natural object (see Rule 6.2b(3)), and
- Alter the surface of the ground, remove or press down sand and soil, or remove dew, frost or water (see Rule 6.2b(3)).

(9) In a *bunker*, smooth sand to care for the *course* after a ball played from the *bunker* is outside the *bunker* (see Rule 12.2b(3)).

(10) On the *putting green*, remove sand and loose soil and repair damage (see Rule 13.1c).

(11) Move a natural object to see if it is loose.

**But** if the object is found to be growing or attached, it must stay attached and be returned as nearly as possible to its original position.

**See Rule 25.4g** (modification of Rule 8.1b(5) in taking a *stance* for players who use an assistive mobility device).

### 8.1c Avoiding Penalty by Restoring Conditions Improved in Breach of Rule 8.1a(1) or 8.1a(2)

If a player has *improved* the *conditions affecting the stroke* by moving, bending or breaking an object in breach of Rule 8.1a(1) or moving an object into position in breach of Rule 8.1a(2):

- There is no penalty if, before making the next *stroke*, the player eliminates that *improvement* by restoring the original *conditions* in the ways allowed in (1) and (2) below.
- **But** if the player *improves* the *conditions affecting the stroke* by taking any of the other actions covered by Rules 8.1a(3)-(5), they cannot avoid penalty by restoring the original conditions.

#### (1) How to Restore Conditions Improved by Moving, Bending or Breaking Object.

Before making the *stroke*, the player may avoid penalty for breach of Rule 8.1a(1) by restoring the original object as nearly as possible to its original position so that the *improvement* created by the breach is eliminated, such as by:

- Replacing a *boundary object* (such as a boundary stake) that had been removed or moving the *boundary object* back into its original position after it had been pushed to a different angle, or

## Rule 8

- Returning a tree branch or grass, or an *immovable obstruction* to its original position after it had been moved.

**But** the player cannot avoid penalty:

- If the *improvement* is not eliminated (such as when a *boundary object* or branch has been bent or broken in a significant way so that it cannot be returned to the original position), or
- By using anything other than the original object itself in trying to restore *conditions*, such as:
  - » Using a different or additional object (for example, placing a different stake in a hole from which a boundary stake had been removed or tying a moved branch into place), or
  - » Using other materials to repair the original object (for example, using tape to repair a broken *boundary object* or branch).

**(2) How to Restore Conditions Improved by Moving an Object into Position.** Before making the *stroke*, the player may avoid penalty for breach of Rule 8.1a(2) by removing the object that was moved into position.

### 8.1d Restoring Conditions Worsened After Ball Came to Rest

If the *conditions affecting the stroke* are worsened after a player's ball came to rest:

**(1) When Restoration of Worsened Conditions Is Allowed.** If the *conditions affecting the stroke* are worsened by a person other than the player or by an *animal*, without penalty under Rule 8.1a the player may:

- Restore the original *conditions* as nearly as possible.
- *Mark* the spot of the ball and lift, clean and *replace* the ball on its original spot (see Rules 14.1 and 14.2), if it is reasonable to do so to restore the original *conditions* or if material ended up on the ball when the *conditions* were worsened.
- If the worsened *conditions* cannot be easily restored, lift and *replace* the ball by placing it on the nearest spot (not nearer the *hole*) that (1) has the most similar *conditions affecting the stroke*, (2) is within one *club-length* of its original spot, and (3) is in the same *area of the course* as that spot.

**Exception – Lie of Ball Worsened When or After a Ball Is Lifted or Moved and Before It Is Replaced:** This is covered by Rule 14.2d, unless the *lie* was worsened when play was stopped and the ball was lifted in which case this Rule applies.

(2) **When Restoration of Worsened Conditions Is Not Allowed.** A player must not *improve* the *conditions affecting the stroke* (**except** as allowed in Rule 8.1c(1), 8.1c(2) and Rule 13.1c) that have been worsened by:

- The player, including the player's *caddie*,
- Another person (other than a *referee*) taking an action authorized by the player, or
- *Natural forces* such as wind or water.

If the player *improves* the worsened *conditions* when not allowed to do so, the player gets the **general penalty** under Rule 8.1a.

**Penalty for Playing Ball from a Wrong Place in Breach of Rule 8.1d: General Penalty Under Rule 14.7a.**

See Rules 22.2 (in *Foursomes*, either *partner* may act for the *side* and action of the *partner* is treated as action by the player); 23.5 (in *Four-Ball*, either *partner* may act for the *side* and action by the *partner* concerning the player's ball or *equipment* is treated as action of the player).

## 8.2 Player's Deliberate Actions to Alter Other Physical Conditions to Affect the Player's Own Ball at Rest or Stroke to Be Made

### 8.2a When Rule 8.2 Applies

This Rule only covers a player's deliberate actions to alter other physical conditions to affect their ball at rest or *stroke* to be made.

This Rule does not apply to a player's actions to:

- Deliberately deflect or stop their own ball or to deliberately alter any physical conditions to affect where the ball might come to rest (which is covered by Rules 11.2 and 11.3), or
- Alter the player's *conditions affecting the stroke* (which is covered by Rule 8.1a).

### 8.2b Prohibited Actions to Alter Other Physical Conditions

A player must not deliberately take any actions listed in Rule 8.1a (**except** as allowed in Rule 8.1b, c or d) to alter any such other physical conditions to affect:

- Where the player's ball might go or come to rest after their next *stroke* or a later *stroke*, or
- Where the player's ball at rest might go or come to rest if it *moves* before the *stroke* is made (for example, when the ball is on a steep slope and the player is concerned that it might roll into a bush).

**Exception – Actions to Care for the Course:** There is no penalty under this Rule if

## Rule 8

the player alters any such other physical conditions to care for the *course* (such as smoothing footprints in a *bunker* or replacing a divot in a divot hole).

**Penalty for Breach of Rule 8.2: General Penalty.**

See Rule 22.2 (in *Foursomes*, either *partner* may act for the *side* and action by the *partner* is treated as action of the player); 23.5 (in *Four-Ball*, either *partner* may act for the *side* and action by the *partner* concerning the player's ball or *equipment* is treated as action of the player).

### 8.3 Player's Deliberate Actions to Alter Physical Conditions to Affect Another Player's Ball at Rest or Stroke to Be Made

#### 8.3a When Rule 8.3 Applies

This Rule only covers a player's deliberate actions to alter physical conditions to affect another player's ball at rest or *stroke* to be made by that other player.

It does not apply to a player's actions to deliberately deflect or stop another player's ball in motion or to deliberately alter any physical conditions to affect where the ball might come to rest (which is covered by Rules 11.2 and 11.3).

#### 8.3b Prohibited Actions to Alter Other Physical Conditions

A player must not deliberately take any of the actions listed in Rule 8.1a (except as allowed in Rule 8.1b, c or d) to:

- *Improve* or worsen the *conditions affecting the stroke* of another player, or
- Alter any other physical conditions to affect:
  - » Where another player's ball might go or come to rest after that player's next *stroke* or a later *stroke*, or
  - » Where another player's ball at rest might go or come to rest if it *moves* before the *stroke* is made.

**Exception – Actions to Care for the Course:** There is no penalty under this Rule if the player alters any such other physical conditions to care for the *course* (such as smoothing footprints in a *bunker* or replacing a divot in a divot hole).

**Penalty for Breach of Rule 8.3: General Penalty.**

See Rule 22.2 (in *Foursomes*, either *partner* may act for the *side* and action by the *partner* is treated as action of the player); 23.5 (in *Four-Ball*, either *partner* may act for the *side* and action by the *partner* concerning the player's ball or *equipment* is treated as action of the player).

# RULE 9

## Ball Played as It Lies; Ball at Rest Lifted or Moved

### Purpose of Rule:

Rule 9 covers a central principle of the game: “play the ball as it lies”.

- If the player’s ball comes to rest and is then moved by natural forces such as wind or water, the player normally must play it from its new spot.
- If a ball at rest is lifted or moved by anyone or any outside influence before the stroke is made, the ball must be replaced on its original spot.
- Players should take care when near any ball at rest, and a player who causes their own ball or an opponent’s ball to move will normally get a penalty (except on the putting green).

Rule 9 applies to a ball *in play* at rest on the *course*, and applies both during a *round* and while play is stopped under Rule 5.7a.

### 9.1 Ball Played as It Lies

#### 9.1a Playing Ball from Where It Came to Rest

A player’s ball at rest on the *course* must be played as it lies, **except** when the Rules require or allow the player:

- To play a ball from another place on the *course*, or
- To lift a ball and then *replace* it on its original spot.

#### 9.1b What to Do When Ball Moves During Backswing or Stroke

If a player’s ball at rest begins moving after the player has begun the *stroke* or the backswing for a *stroke* and the player goes on to make the *stroke*:

- The ball must not be *replaced*, no matter what caused it to *move*.
- Instead, the player must play the ball from where it comes to rest after the *stroke*.
- If the player caused the ball to *move*, see Rule 9.4b to find out if there is a penalty.

**Penalty for Playing Ball from a Wrong Place in Breach of Rule 9.1: General Penalty Under Rule 14.7a.**



### 9.2 Deciding Whether Ball Moved and What Caused It to Move

#### 9.2a Deciding Whether Ball Moved

A player's ball at rest is treated as having *moved* only if it is *known or virtually certain* that it did.

If the ball might have *moved* but this is not *known or virtually certain*, it is treated as not having *moved* and must be played as it lies.

#### 9.2b Deciding What Caused Ball to Move

When a player's ball at rest has *moved*:

- It must be decided what caused it to *move*.
  - This determines whether the player must *replace* the ball or play it as it lies and whether there is a penalty.
- (1) **Four Possible Causes.** The Rules recognize only four possible causes for a ball at rest that *moves* before the player makes a *stroke*:
- *Natural forces*, such as wind or water (see Rule 9.3),
  - The player's actions, including the actions of the player's *caddie* (see Rule 9.4),
  - The *opponent's* actions in *match play*, including the actions of the *opponent's caddie* (see Rule 9.5), or
  - An *outside influence*, including any other player in *stroke play* (see Rule 9.6).

**See Rule 22.2** (in *Foursomes*, either *partner* may act for the *side* and action by the *partner* is treated as action of the player); **23.5** (in *Four-Ball*, either *partner* may act for the *side* and action by the *partner* concerning the player's ball or *equipment* is treated as action of the player).

(2) **“Known or Virtually Certain” Standard for Deciding What Caused Ball to Move.**

- The player, the *opponent* or an *outside influence* is treated as having caused the ball to *move* only if it is *known or virtually certain* to be the cause.
- If it is not *known or virtually certain* that at least one of these was the cause, the ball is treated as having been *moved* by *natural forces*.

In applying this standard, all reasonably available information must be considered, which means all information the player knows or can get with reasonable effort and without unreasonably delaying play.

### 9.3 Ball Moved by Natural Forces

If *natural forces* (such as wind or water) cause a player's ball at rest to *move*:

- There is no penalty, and
- The ball must be played from its new spot.

**Exception 1 – Ball on Putting Green Must Be Replaced If It Moves After Having Already Been Lifted and Replaced (see Rule 13.1d):** If the player's ball on the *putting green moves* after the player had already lifted and *replaced* the ball on the spot from which it *moved*:

- The ball must be *replaced* on its original spot (which if not known must be estimated) (see Rule 14.2).
- This is true no matter what caused it to *move* (including *natural forces*).

**Exception 2 – Ball at Rest Must Be Replaced If It Moves to Another Area of the Course or Out of Bounds After Being Dropped, Placed or Replaced:** If the player puts the original ball or another ball into play by *dropping*, placing or *replacing* it, and *natural forces* cause the ball at rest to *move* and come to rest in another *area of the course* or *out of bounds*, the ball must be *replaced* on its original spot (which if not known must be estimated) (see Rule 14.2). **But** for a ball on the *putting green* that was *replaced*, see Exception 1.

**Penalty for Playing Ball from a Wrong Place in Breach of Rule 9.3: General Penalty Under Rule 14.7a.**

## 9.4 Ball Lifted or Moved by Player

This Rule applies only when it is *known* or *virtually certain* that a player (including the player's *caddie*) lifted their ball at rest or the player's or their *caddie's* actions caused it to *move*.

### 9.4a When Lifted or Moved Ball Must Be Replaced

If the player lifts their ball at rest or causes it to *move*, the ball must be *replaced* on its original spot (which if not known must be estimated) (see Rule 14.2), **except**:

- When the player lifts the ball under a Rule to take relief or to *replace* the ball on a different spot (see Rules 14.2d and 14.2e), or
- When the ball *moves* only after the player has begun the *stroke* or the backswing for a *stroke* and then goes on to make the *stroke* (see Rule 9.1b).

### 9.4b Penalty for Lifting or Deliberately Touching Ball or Causing It to Move

If the player lifts or deliberately touches their ball at rest or causes it to *move*, the player gets **one penalty stroke**.

**But** there are five **exceptions**:

**Exception 1 – Player Allowed to Lift or Move Ball:** There is no penalty when the player lifts the ball or causes it to *move* under a Rule that:

## Rule 9

- Allows the ball to be lifted and then *replaced* on its original spot,
- Requires a *moved* ball to be *replaced* on its original spot, or
- Requires or allows the player to *drop* or place a ball again or to play a ball from a different place.

**Exception 2 – Accidental Movement in Trying to Find or Identify Ball:** There is no penalty when the player accidentally causes the ball to *move* while trying to find or identify it (see Rule 7.4).

**Exception 3 – Accidental Movement on Putting Green:** There is no penalty when the player accidentally causes the ball to *move* on the *putting green* (see Rule 13.1d), no matter how that happens.

**Exception 4 – Accidental Movement Anywhere Except on Putting Green While Applying Rule:** There is no penalty when the player accidentally causes the ball to *move* anywhere except on the *putting green* while taking reasonable actions to:

- *Mark* the spot of the ball or lift or *replace* the ball, when allowed to do so (see Rules 14.1 and 14.2),
- Remove a *movable obstruction* (see Rule 15.2),
- Restore worsened conditions, when allowed to do so (see Rule 8.1d),
- Take relief under a Rule, including in determining whether relief is available under a Rule (such as swinging a club to see if there is interference from a condition), or where to take relief (such as determining the *nearest point of complete relief*), or
- Measure under a Rule (such as to decide the order of play under Rule 6.4).

**Exception 5 – Ball Moves After Coming to Rest Against Player or Equipment:** There is no penalty if, after the player's ball comes to rest against the player or their *equipment* as a result of a *stroke* (Rule 11.1) or *dropping* the ball (Rule 14.3c(1)), the player causes the ball to *move* when they move or when they remove their *equipment*.

### **Penalty for Playing Ball from a Wrong Place in Breach of Rule 9.4: General Penalty Under Rule 14.7a.**

If a player is required to *replace* a *moved* ball under Rule 9.4 but fails to do so and plays from a *wrong place*, they get only the **general penalty** under Rule 14.7a (see Rule 1.3c(4) Exception).

## **9.5 Ball Lifted or Moved by Opponent in Match Play**

This Rule applies only when it is *known or virtually certain* that the *opponent* (including the *opponent's caddie*) lifted a player's ball at rest or their actions caused it to *move*.

If the *opponent* plays the player's ball as a *wrong ball*, that is covered by Rule 6.3c(1), not by this Rule.

### 9.5a When Lifted or Moved Ball Must Be Replaced

If the *opponent* lifts or *moves* the player's ball at rest, the ball must be *replaced* on its original spot (which if not known must be estimated) (see Rule 14.2), **except**:

- When the *opponent* is conceding the next *stroke*, a hole or the match (see Rule 3.2b), or
- When the *opponent* lifts or *moves* the ball at the player's request because the player intends to apply a Rule to take relief or to *replace* the ball on a different spot.

### 9.5b Penalty for Lifting or Deliberately Touching Ball or Causing It to Move

If the *opponent* lifts or deliberately touches the player's ball at rest or causes it to *move*, the *opponent* gets **one penalty stroke**.

**But** there are several **exceptions**:

**Exception 1 – Opponent Allowed to Lift Player's Ball:** There is no penalty when the *opponent* lifts the ball:

- When conceding the next *stroke*, a hole or the match to the player, or
- At the player's request.

**Exception 2 – Marking and Lifting Player's Ball on Putting Green by Mistake:** There is no penalty when the *opponent* *marks* the spot of the player's ball and lifts it on the *putting green* in the mistaken belief that it is the *opponent's* own ball.

**Exception 3 – Same Exceptions as for the Player:** There is no penalty when the *opponent* accidentally causes the ball to *move* while taking any of the actions covered by Exceptions 2, 3, 4 or 5 in Rule 9.4b.

**Penalty for Playing Ball from a Wrong Place in Breach of Rule 9.5: General Penalty Under Rule 14.7a.**

## 9.6 Ball Lifted or Moved by Outside Influence

If it is *known* or *virtually certain* that an *outside influence* (including another player in *stroke play* or another ball) lifted or *moved* a player's ball at rest:

- There is no penalty, and
- The ball must be *replaced* on its original spot (which if not known must be estimated) (see Rule 14.2).

This applies whether or not the player's ball has been found.

**But** if it is not *known* or *virtually certain* that the ball was lifted or *moved* by an *outside influence* and the ball is *lost*, the player must take *stroke-and-distance* relief under Rule 18.2.

## Rule 9

If the player's ball is played as a *wrong ball* by another player, that is covered by Rule 6.3c(2), not by this Rule.

**Penalty for Playing Ball from a *Wrong Place* in Breach of Rule 9.6: *General Penalty Under Rule 14.7a.***

### 9.7 Ball-Marker Lifted or Moved

This Rule covers what to do if a *ball-marker* that is *marking* the spot of a lifted ball is lifted or moved before the ball is *replaced*.

#### 9.7a Ball or Ball-Marker Must Be Replaced

If it is *known* or *virtually certain* that a player's *ball-marker* is lifted or moved in any way (including by *natural forces*) before the ball is *replaced*, the player must either:

- *Replace* the ball on its original spot (which if not known must be estimated) (see Rule 14.2), or
- Place a *ball-marker* to *mark* that original spot.

#### 9.7b Penalty for Lifting Ball-Marker or Causing It to Move

If the player, or their *opponent* in *match play*, lifts the player's *ball-marker* or causes it to move (when the ball is lifted and not yet *replaced*), the player or *opponent* gets **one penalty stroke**.

**Exception – Rule 9.4b and 9.5b Exceptions Apply to Lifting or Moving Ball-Marker or Causing It to Move:** In all cases where the player or *opponent* gets no penalty for lifting the player's ball or accidentally causing it to *move*, there is also no penalty for lifting or accidentally moving the player's *ball-marker*.

**Penalty for Playing Ball from a *Wrong Place* in Breach of Rule 9.7: *General Penalty Under Rule 14.7a.***

# RULE 10

## Preparing for and Making a Stroke; Advice and Help; Caddies

### Purpose of Rule:

Rule 10 covers how to prepare for and make a stroke, including advice and other help the player may get from others (including caddies). The underlying principle is that golf is a game of skill and personal challenge.

### 10.1 Making a Stroke

#### Purpose of Rule:

Rule 10.1 covers how to make a stroke and several acts that are prohibited in doing so. A stroke is made by fairly striking at a ball with the head of a club. The fundamental challenge is to direct and control the movement of the entire club by freely swinging the club without anchoring it.

#### 10.1a Fairly Striking the Ball

In making a *stroke*:

- The player must fairly strike at the ball with any part of the head of the club such that there is only momentary contact between the club and the ball and must not push, scrape or scoop the ball.
- If the player's club accidentally hits the ball more than once, there has been only one *stroke* and there is no penalty.

#### 10.1b Anchoring the Club

In making a *stroke*, the player must not anchor the club, either:

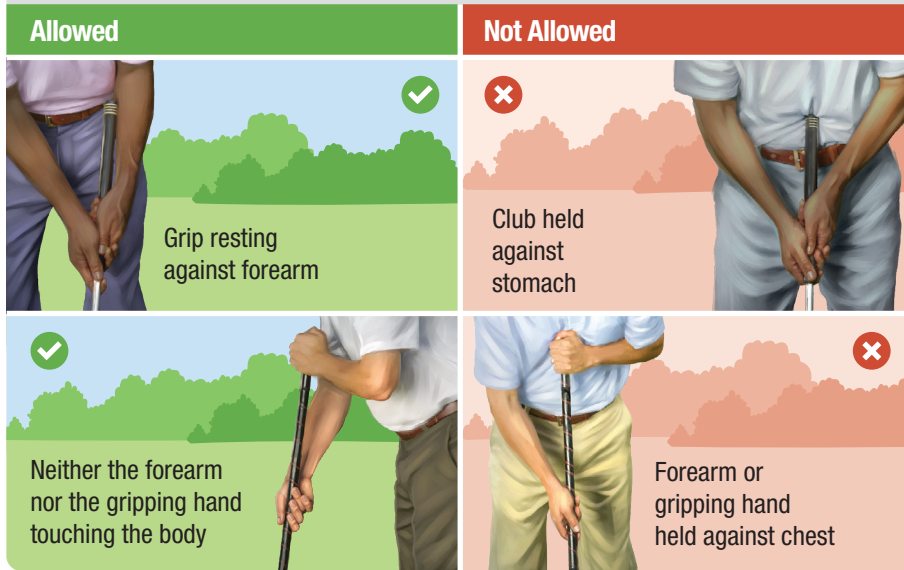
- Directly, by holding the club or a gripping hand against any part of the body (**except** that the player may hold the club or a gripping hand against a hand or forearm), or
- Indirectly, through use of an "anchor point", by holding a forearm against any part of the body to use a gripping hand as a stable point around which the other hand may swing the club.

If the player's club, gripping hand or forearm merely touches their body or clothing during the *stroke*, without being held against the body, there is no breach of this Rule.

For the purposes of this Rule, "forearm" means the part of the arm below the elbow joint and includes the wrist.

## Rule 10

### DIAGRAM 10.1b: ANCHORING THE CLUB



See Rules 25.3b and 25.4h (modification of Rule 10.1b for players who are amputees and players who use assistive mobility devices).

#### 10.1c Making Stroke While Standing Across or on Line of Play

The player must not make a *stroke* from a *stance* with a foot deliberately placed on each side of, or with either foot deliberately touching, the *line of play* or an extension of that line behind the ball.

For this Rule only, the *line of play* does not include a reasonable distance on either side.

**Exception – There Is No Penalty If Stance Is Taken Accidentally or to Avoid Another Player’s Line of Play.**

See Rule 25.4i (for players who use an assistive mobility device, modification of Rule 10.1c includes *stance* taken with any part of an assistive mobility device).

#### 10.1d Playing Moving Ball

A player must not make a *stroke* at a moving ball:

- A ball *in play* is “moving” when it is not at rest on a spot.
- If a ball that has come to rest is wobbling (sometimes referred to as oscillating) but stays on or returns to its original spot, it is treated as being at rest and is not a moving ball.

**But** there are three **exceptions** where there is no penalty:

**Exception 1 – Ball Begins to Move Only after Player Begins Backswing for Stroke:**

Making a *stroke* at a moving ball in this situation is covered by Rule 9.1b, not by this Rule.

**Exception 2 – Ball Falling Off Tee:** Making a *stroke* at a ball falling off a *tee* is covered by Rule 6.2b(5), not by this Rule.

**Exception 3 – Ball Moving in Water:** When a ball is moving in *temporary water* or in water in a *penalty area*:

- The player may make a *stroke* at the moving ball without penalty, or
- The player may take relief under Rule 16.1 or 17, and may lift the moving ball.

In either case, the player must not unreasonably delay play (see Rule 5.6a) to allow the wind or water current to move the ball to a better place.

**Penalty for Making Stroke in Breach of Rule 10.1: General Penalty.**

In *stroke play*, a *stroke* made in breach of this Rule counts and the player gets **two penalty strokes**.

## 10.2 Advice and Other Help

### Purpose of Rule:

A fundamental challenge for the player is deciding the strategy and tactics for their play. So there are limits to the advice and other help the player may get during a round.

### 10.2a Advice

During a *round*, a player must not:

- Give *advice* to anyone in the competition who is playing on the *course*,
- Ask anyone for *advice*, other than the player's *caddie*, or
- Touch another player's *equipment* to learn information that would be *advice* if given by or asked of the other player (such as touching the other player's clubs or bag to see what club is being used).

This does not apply before a *round*, while play is stopped under Rule 5.7a or between *rounds* in a competition.

**Penalty for Breach of Rule 10.2a: General Penalty.**

In both *match play* and *stroke play*, the penalty is applied in this way:

- Player Asks for or Gives Advice When Either Player Is Playing Hole. The player gets the **general penalty** on the hole being played or just completed.



## Rule 10

- Player Asks for or Gives Advice When Both Players Are Between Play of Two Holes.  
The player gets the **general penalty** on the next hole.

**See Rules 22, 23 and 24** (in forms of play involving *partners*, a player may give *advice* to their *partner* or *partner's caddie* and may ask their *partner* or *partner's caddie* for *advice*).

### 10.2b Other Help

#### (1) Getting Help from Caddie with Line of Play or Other Directional Information.

When a player's *caddie* is helping the player with the *line of play* or other directional information, the *caddie* is subject to the following limitations:

- The *caddie* must not set an object down to provide such help (and the player cannot avoid penalty by removing the object before the *stroke* is made).
- While the *stroke* is being made, the *caddie* must not:
  - » Stand in a position for the player to play towards, or
  - » Do anything else to provide such help (such as pointing out a spot on the ground).
- The *caddie* must not stand in the restricted area when not allowed under Rule 10.2b(4).

**But** this Rule does not prohibit the *caddie* from standing close to the *hole* to attend the *flagstick*.

#### (2) Getting Help from Any Person Other than Caddie with Line of Play or Other Directional Information. The player must not get help with the *line of play* or other directional information from any person other than their *caddie*, except as follows:

- That person may provide help by giving public information in relation to an object (such as pointing out a tree that shows the centre line for a blind fairway).
- Other than when the player's ball is on the *putting green*, that person may stand in a position for the player to play towards, **but** must move away before the *stroke* is made.

**But** this Rule does not prohibit any person from standing close to the hole to attend the *flagstick*.

- (3) **No Setting Down Object to Help With Aiming, Taking Stance or Swinging.** A player must not set an object down to help with aiming or to help in taking a *stance* for the *stroke* to be made (such as a club set down on the ground to show where the player should aim or position their feet).

“Set an object down” means that the object is in contact with the ground and the player is not touching the object.

If the player breaches this Rule, they cannot avoid penalty by removing the object before the *stroke* is made.

This Rule also applies to taking an action for a similar purpose, such as a player putting a mark in sand or dew to help with their swing.

This Rule does not apply to a *ball-marker* when used to mark the spot of a ball or to the ball when it is placed on a spot. **But** a *ball-marker* that meets the definition of alignment device in the *Equipment Rules* is covered under Rule 4.3.

**See Rule 25.2c** (modification of Rule 10.2b(3) for players who are blind).

- (4) **Restricted Area for Caddie Before Player Makes Stroke.** When a player begins taking a *stance* for the *stroke* (which means they have at least one foot in position for that *stance*) and until the *stroke* is made, there are limitations relating to when and why a player’s *caddie* may deliberately stand on or close to an extension of the *line of play* behind the ball (that is, the “restricted area”) as follows:

- **Aiming.** The *caddie* must not stand in the restricted area to help the player with aiming. This help includes when the *caddie* moves away without saying anything but, by doing so, is giving a signal to the player that they are correctly aimed at the intended target. **But** there is no penalty if the player backs away before making the *stroke* and the *caddie* moves away from the restricted area before the player again begins to take a *stance* for the *stroke*.
- **Help Other Than Aiming.** If the *caddie* is helping the player with something specific other than aiming (such as checking to see if the player’s club will hit a nearby tree during the backswing), the *caddie* may stand in the restricted area but only if the *caddie* moves away before the *stroke* is made and provided this positioning is not part of a regular routine.

There is no penalty if the *caddie* was inadvertently standing in the restricted area.

This Rule does not prohibit the player from getting help by having a person other than the player’s *caddie* stand in the restricted area to help track the flight of a ball.

**See Rules 22, 23 and 24** (in forms of play involving *partners* and *advice givers*, a player’s *partner*, the *partner’s caddie* and any *advice giver* are restricted in these same ways).

**See Rule 25.2d** (modification of Rule 10.2b(4) for players who are blind).

## Rule 10

(5) **Physical Help, Eliminating Distractions, and Protection from Elements.** A player must not make a *stroke*:

- While getting physical help from their *caddie* or any other person, or
- With their *caddie* or any other person or object deliberately positioned to:
  - » Eliminate distractions, or
  - » Give protection from sunlight, rain, wind or other elements.

This Rule does not prohibit the player from:

- Taking their own actions to protect against the elements while making a *stroke*, such as by wearing protective clothing or holding an umbrella over their own head, or
- Asking any other person who was not deliberately positioned by the player to remain in position or move out of the way (such as when a spectator is casting a shadow over the player's ball).

**Penalty for Breach of Rule 10.2b: General Penalty.**

### 10.3 Caddies

#### Purpose of Rule:

The player may have a *caddie* to carry the player's clubs and give advice and other help during the round, but there are limits to what the *caddie* is allowed to do. The player is responsible for the *caddie*'s actions during the round and will get a penalty if the *caddie* breaches the Rules.

#### 10.3a Caddie May Help Player During Round

(1) **Player Allowed Only One Caddie at a Time.** A player may have a *caddie* to carry, transport and handle their clubs, give *advice* and help them in other ways allowed during a *round*, but with these limitations:

- The player must not have more than one *caddie* at any one time.
- The player may change *caddies* during a *round*, **but** must not do so temporarily for the sole purpose of getting *advice* from the new *caddie*.

Whether or not the player has a *caddie*, any other person who walks or rides along with the player or who carries other things for the player (such as a rainsuit, umbrella or food and drink) is not the player's *caddie* unless they are named as such by the player or also carries, transports or handles the player's clubs.

- (2) **Two or More Players May Share a Caddie.** When there is a Rules issue involving a specific action of a shared *caddie* and it needs to be decided which player the action was taken for:
- If the *caddie's* action was taken at the specific direction of one of the players sharing the *caddie*, the action was taken for that player.
  - If none of those players specifically directed that action, the action is treated as taken for the player sharing the *caddie* whose ball was involved.
  - If none of the players sharing the *caddie* specifically directed the *caddie's* action and none of those players' balls were involved, all players sharing the *caddie* get the penalty.

**See Rules 25.2, 25.4 and 25.5** (players with certain disabilities may also get help from an aide).

**See Committee Procedures, Section 8; Model Local Rule H-1** (the *Committee* may adopt a Local Rule prohibiting or requiring the use of *caddies* or restricting a player's choice of *caddie*).

**Penalty for Breach of Rule 10.3a:**

- The player gets the **general penalty** for each hole during which they are helped by more than one *caddie* at any one time.
- If the breach happens or continues between two holes, the player gets the **general penalty** for the next hole.

### 10.3b What a Caddie May Do

These are examples of what a *caddie* is allowed and not allowed to do:

(1) **Actions Always Allowed.** A *caddie* may always take these actions when allowed under the Rules:

- Carry, transport and handle the player's clubs and other *equipment* (including driving a cart or pulling a trolley).
- Search for the player's ball (Rule 7.1).
- Give information, *advice* and other help before the *stroke* is made (Rules 10.2a and 10.2b).
- Smooth *bunkers* or take other actions to care for the *course* (Rules 8.2 Exception, 8.3 Exception and 12.2b(2) and (3)).
- Remove sand and loose soil and repair damage on the *putting green* (Rule 13.1c).
- Remove or attend the *flagstick* (Rule 13.2b).
- Lift the player's ball once it is reasonable to conclude (such as from an action or statement) that the player will take relief under a Rule (Rule 14.1b).
- *Mark* the spot of the player's ball and lift and *replace* the ball on the *putting green* (Rules 14.1b Exception and 14.2b).
- Clean the player's ball (Rule 14.1c).
- Remove *loose impediments* and *movable obstructions* (Rules 15.1 and 15.2).

(2) **Actions Allowed Only With Player's Authorization.** A *caddie* may take these actions only when the Rules allow the player to take them and only with the player's authorization (which must be given specifically each time rather than given generally for a *round*):

- Restore conditions that were worsened after the player's ball came to rest (Rule 8.1d).
- When the player's ball is anywhere except on the *putting green*, lift the player's ball under a Rule requiring it to be *replaced* (Rule 14.1b).

(3) **Actions Not Allowed.** A *caddie* is not allowed to take these actions for the player:

- Concede the next *stroke*, a hole or the match to the *opponent* or agree with the *opponent* on the match score (Rule 3.2).
- *Replace* a ball, unless the *caddie* had lifted or *moved* the ball (Rule 14.2b).
- *Drop* or place a ball in taking relief (Rule 14.3).

- Decide to take relief under a Rule (such as treating a ball as unplayable under Rule 19 or taking relief from an *abnormal course condition* or *penalty area* under Rule 16.1 or 17); the *caddie* may advise the player to do so, but the player must decide.

### 10.3c Player Responsible for Caddie's Actions and Breach of Rules

A player is responsible for their *caddie's* actions both during a *round* and while play is stopped under Rule 5.7a, but not before or after a *round*.

If the *caddie's* action breaches a Rule or would breach a Rule if the action was taken by the player, the player gets the penalty under that Rule.

When application of a Rule depends on whether the player is aware of certain facts, the player's knowledge is treated as including whatever is known by their *caddie*.

# RULE 11

## Ball in Motion Accidentally Hits Person, Animal or Object; Deliberate Actions to Affect Ball in Motion

### Purpose of Rule:

Rule 11 covers what to do if the player's ball in motion hits a person, animal, equipment or anything else on the course. When this happens accidentally, there is no penalty and the player normally must accept the result, whether favourable or not, and play the ball from where it comes to rest. Rule 11 also restricts a player from deliberately taking actions to affect where any ball in motion might come to rest.

This Rule applies any time a ball *in play* is in motion (whether after a *stroke* or otherwise), **except** when a ball has been *dropped* in a *relief area* and has not yet come to rest. That situation is covered by Rule 14.3.

### 11.1 Ball in Motion Accidentally Hits Person or Outside Influence

#### 11.1a No Penalty to Any Player

If a player's ball in motion accidentally hits any person (including the player) or *outside influence*:

- There is no penalty to any player.
- This is true even if the ball hits the player, the *opponent* or any other player or any of their *caddies* or *equipment*.

**Exception – Ball Played on Putting Green in Stroke Play:** If the player's ball in motion hits another ball at rest on the *putting green* and both balls were on the *putting green* before the *stroke*, the player gets the **general penalty (two penalty strokes)**.

#### 11.1b Place from Where Ball Must Be Played

(1) **When Ball is Played from Anywhere Except on Putting Green.** If a player's ball in motion played from anywhere except the *putting green* accidentally hits any person (including the player) or *outside influence* (including *equipment*), the ball must normally be played as it lies. **But** if the ball comes to rest on any person, *animal* or moving *outside influence*, the player must not play the ball as it lies. Instead, the player must take relief:

- When Ball Comes to Rest on Any Person, Animal or Moving Outside Influence Located Anywhere Except on Putting Green. The player must *drop* the original ball or another ball in this relief area (see Rule 14.3):

- » Reference Point: The estimated point right under where the ball first came to rest on the person, *animal* or moving *outside influence*.
- » Size of Relief Area Measured from Reference Point: One *club-length*, **but** with these limits:
- » Limits on Location of Relief Area:
  - Must be in the same *area of the course* as the reference point, and
  - Must not be nearer the *hole* than the reference point.
- When Ball Comes to Rest on Any Person, Animal or Moving Outside Influence Located on Putting Green. The player must place the original ball or another ball on the estimated spot right under where the ball first came to rest on the person, *animal* or moving *outside influence*, using the procedures for *replacing* a ball under Rules 14.2b(2) and 14.2e.

**Penalty for Playing from a *Wrong Place* in Breach of Rule 11.1b(1): *General Penalty Under Rule 14.7*.**

- (2) When Ball Is Played from Putting Green. If a player's ball in motion played from the *putting green* accidentally hits the player or an *outside influence*, the ball must normally be played as it lies. **But** if it is *known* or *virtually certain* that the ball in motion hit any of the following on the *putting green*, the player must replay the *stroke* by playing the original ball or another ball from the spot where that *stroke* was made (see Rule 14.6):

- Any person other than:
  - » the player, or
  - » a person attending the *flagstick* (this is covered by Rule 13.2b(2), not by this Rule).
- A *movable obstruction* other than:
  - » the club used to make the *stroke*,
  - » a *ball-marker*,
  - » a ball at rest (see Rule 11.1a for whether a penalty applies in stroke play), or
  - » a *flagstick* (this is covered by Rule 13.2b(2), not by this Rule).
- An *animal* other than those defined as a *loose impediment* (such as an insect).

If the player replays the *stroke* but does so from a *wrong place*, they get the **general penalty** under Rule 14.7.

If the player does not replay the *stroke*, they get the **general penalty** and the *stroke* counts, but the player has not played from a *wrong place*.

**See Rule 25.4k** (for players who use an assistive mobility device, Rule 11.1b(2) is modified so that a ball hitting the device is played as it lies).



### 11.2 Ball in Motion Deliberately Deflected or Stopped by Person

#### 11.2a When Rule 11.2 Applies

This Rule applies only when it is *known or virtually certain* that a player's ball in motion was deliberately deflected or stopped by a person, which is when:

- A person deliberately touches the ball in motion, or
- The ball in motion hits any *equipment* or other object (**except** a *ball-marker* or another ball at rest before the ball was played or otherwise went into motion) or any person (such as the player's *caddie*) that a player deliberately positioned or left in a particular location so that the *equipment*, object or person might deflect or stop the ball in motion.

**Exception – Ball Deliberately Deflected or Stopped in Match Play When No Reasonable Chance It Can Be Holed:** An *opponent's* ball in motion that is deliberately deflected or stopped at a time when there is no reasonable chance it can be *holed*, and when done either as a concession or when the ball needed to be *holed* to tie the hole, is covered by Rule 3.2a(1) or 3.2b(1), not by this Rule.

For a player's right to have a ball or *ball-marker* lifted before a *stroke* is made if they reasonably believe the ball or *ball-marker* might help or interfere with play, see Rule 15.3.

#### 11.2b When Penalty Applies to a Player

- A player gets the **general penalty** if they deliberately deflect or stop any ball in motion.
- This is true whether it is the player's own ball or a ball played by an *opponent* or by another player in *stroke play*.

**Exception – Ball Moving in Water:** There is no penalty if a player lifts their ball moving in water in *temporary water* or in a *penalty area* when taking relief under Rule 16.1 or 17 (see Rule 10.1d Exception 3).

**See Rule 22.2** (in *Foursomes*, either *partner* may act for the *side* and action by the *partner* is treated as action of the player); **23.5** (in *Four-Ball*, either *partner* may act for the *side* and action by the *partner* concerning the player's ball or *equipment* is treated as action of the player).

#### 11.2c Place from Where Deliberately Deflected or Stopped Ball Must Be Played

If it is *known or virtually certain* that a player's ball in motion was deliberately deflected or stopped by a person (whether or not the ball has been found), it must not be played as it lies. Instead, the player must take relief:

- (1) **Stroke Made from Anywhere Except Putting Green.** The player must take relief based on the estimated spot where the ball would have come to rest if not deflected or stopped:
- **When Ball Would Have Come to Rest Anywhere on Course Except on Putting Green.** The player must *drop* the original ball or another ball in this *relief area* (see Rule 14.3):
    - » **Reference Point:** The estimated spot where the ball would have come to rest.
    - » **Size of Relief Area Measured from Reference Point:** One *club-length*, **but** with these limits:
    - » **Limits on Location of Relief Area:**
      - Must be in the same *area of the course* as the reference point, and
      - Must not be nearer the *hole* than the reference point.

**Exception – Ball Estimated to Have Come to Rest in Penalty Area:** If the estimated spot of the ball is in a *penalty area*, the player is not required to take relief under this Rule. Alternatively the player may directly take relief from the *penalty area* under Rule 17.1d based on the estimated point the ball would have last crossed the edge of the *penalty area*.

- **When Ball Would Have Come to Rest on Putting Green.** The player must place the original ball or another ball on the estimated spot where the ball would have come to rest, using the procedures for *replacing* a ball under Rules 14.2b(2) and 14.2e.
- **When Ball Would Have Come to Rest Out of Bounds.** The player must take *stroke-and-distance* relief under Rule 18.2.

**Penalty for Playing from a Wrong Place in Breach of Rule 11.2c(1): General Penalty Under Rule 14.7.**

- (2) **Stroke Made from Putting Green.** The player must replay the *stroke* by playing the original ball or another ball from the spot where that *stroke* was made (see Rule 14.6).

If the player replays the *stroke* but does so from a *wrong place*, they get the **general penalty** under Rule 14.7.

If the player does not replay the *stroke*, they get the **general penalty** and the *stroke* counts, but the player has not played from a *wrong place*.

### 11.3 Deliberately Removing Objects or Altering Conditions to Affect Ball in Motion

When a ball is in motion, a player must not deliberately take any of these actions to affect where that ball (whether the player's own ball or another player's ball) might come to rest:

- Alter physical conditions by taking any of the actions listed in Rule 8.1a (such as replacing a divot or pressing down a raised area of turf), or
- Lift or remove:
  - » A *loose impediment* (see Rule 15.1a, Exception 2), or
  - » A *movable obstruction* (see Rule 15.2a, Exception 2).

The player is in breach of this Rule for taking these deliberate actions even if the action does not affect where the ball comes to rest.

#### **Exception – Moving Flagstick, Ball at Rest on Putting Green and Player Equipment:**

This Rule does not prohibit a player from lifting or moving:

- A removed *flagstick*,
- A ball at rest on the *putting green* (see Rules 9.4, 9.5 and 14.1 for whether a penalty applies), or
- *Equipment* belonging to any player (other than a ball at rest anywhere except the *putting green* or a *ball-marker* anywhere on the *course*).

Removing the *flagstick* from the *hole* (including by attending it) while a ball is in motion is covered by Rule 13.2, not by this Rule.

#### **Penalty for Taking an Action that Is Not Allowed in Breach of Rule 11.3: General Penalty.**

**See Rule 22.2** (in *Foursomes*, either *partner* may act for the *side* and action by the *partner* is treated as action of the player); **23.5** (in *Four-Ball*, either *partner* may act for the *side* and action by the *partner* concerning the player's ball or *equipment* is treated as action of the player).



IV

# Specific Rules for Bunkers and Putting Greens

## **RULES 12-13**

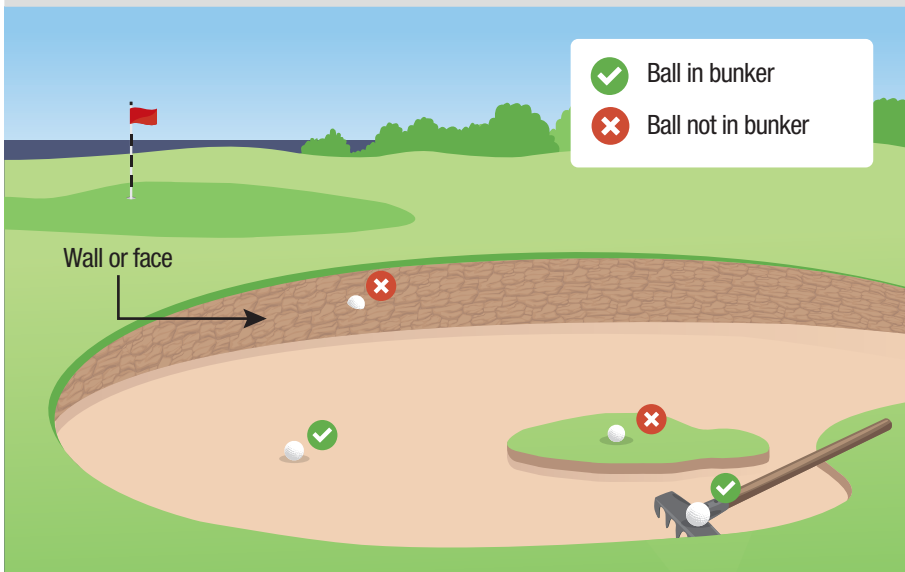


# RULE 12 Bunkers

## Purpose of Rule:

Rule 12 is a specific Rule for bunkers, which are specially prepared areas intended to test the player's ability to play a ball from the sand. To make sure the player confronts this challenge, there are some restrictions on touching the sand before the stroke is made and on where relief may be taken for a ball in a bunker.

DIAGRAM 12.1: WHEN BALL IS IN BUNKER



In line with the definition of bunker and Rule 12.1, the diagram provides examples of when a ball is in and not in a bunker.



## 12.1 When Ball Is in Bunker

A ball is in a *bunker* when any part of the ball:

- Touches sand on the ground inside the edge of the *bunker*, or
- Is inside the edge of the *bunker* and rests:
  - » On ground where sand normally would be (such as where sand was blown or washed away by wind or water), or
  - » In or on a *loose impediment, movable obstruction, abnormal course condition or integral object* that touches sand in the *bunker* or is on ground where sand normally would be.

If a ball lies on soil or grass or other growing or attached natural objects inside the edge of the *bunker* without touching any sand, the ball is not in the *bunker*.

If part of the ball is both in a *bunker* and in another *area of the course*, see Rule 2.2c.

## 12.2 Playing Ball in Bunker

This Rule applies both during a *round* and while play is stopped under Rule 5.7a.

### 12.2a Removing Loose Impediments and Movable Obstructions

Before playing a ball in a *bunker*, a player may remove *loose impediments* under Rule 15.1 and *movable obstructions* under Rule 15.2.

This includes any reasonable touching or movement of the sand in the *bunker* that happens while doing so.

### 12.2b Restrictions on Touching Sand in Bunker

(1) When Touching Sand Results in Penalty. Before making a *stroke* at a ball in a *bunker*, a player must not:

- Deliberately touch sand in the *bunker* with a hand, club, rake or other object to test the condition of the sand to learn information for the next *stroke*, or
- Touch sand in the *bunker* with a club:
  - » In the area right in front of or right behind the ball (**except** as allowed under Rule 7.1a in fairly searching for a ball or under Rule 12.2a in removing a *loose impediment* or *movable obstruction*),
  - » In making a practice swing, or
  - » In making the backswing for a *stroke*.

**See Rule 25.2f** (modification of Rule 12.2b(1) for players who are blind); **Rules 25.4l** (application of Rule 12.2b(1) for players who use an assistive mobility device).

## Rule 12

(2) **When Touching Sand Does Not Result in Penalty.** **Except** as covered by (1), this Rule does not prohibit the player from touching sand in the *bunker* in any other way, including:

- Digging in with the feet to take a *stance* for a practice swing or the *stroke*,
- Smoothing the *bunker* to care for the *course*,
- Placing clubs, *equipment* or other objects in the *bunker* (whether by throwing or setting them down),
- Measuring, *marking*, lifting, *replacing* or taking other actions under a Rule,
- Leaning on a club to rest, stay balanced or prevent a fall, or
- Striking the sand in frustration or anger.

**But** the player gets the **general penalty** if their actions in touching the sand *improve the conditions affecting the stroke* in breach of Rule 8.1a. (See also Rules 8.2 and 8.3 for limitations on *improving* or worsening other physical conditions to affect play.)

(3) **No Restrictions After Ball Is Played Out of Bunker.** After a ball in a *bunker* is played and it is outside the *bunker*, or a player has taken or intends to take relief outside the *bunker*, the player may:

- Touch sand in the *bunker* without penalty under Rule 12.2b(1), and
- Smooth sand in the *bunker* to care for the *course* without penalty under Rule 8.1a.

This is true even if the ball comes to rest outside the *bunker* and:

- The player is required or allowed by the Rules to take *stroke-and-distance* relief by *dropping* a ball in the *bunker*, or
- The sand in the *bunker* is on the player's *line of play* for the next *stroke* from outside the *bunker*.

**But** if the ball played from the *bunker* comes back into the *bunker*, the player takes relief by *dropping* a ball in the *bunker*, or the player decides not to take relief outside the *bunker*, the restrictions in Rules 12.2b(1) and 8.1a again apply to that ball *in play* in the *bunker*.

**Penalty for Breach of Rule 12.2: General Penalty.**

### 12.3 Specific Rules for Relief for Ball in Bunker

When a ball is in a *bunker*, specific relief Rules may apply in these situations:

- Interference by an *abnormal course condition* (Rule 16.1c),
- Interference by a dangerous *animal* condition (Rule 16.2), and
- Unplayable ball (Rule 19.3).

# RULE 13

## Putting Greens

### Purpose of Rule:

Rule 13 is a specific Rule for putting greens. Putting greens are specially prepared for playing the ball along the ground and there is a flagstick for the hole on each putting green, so certain different Rules apply than for other areas of the course.

### 13.1 Actions Allowed or Required on Putting Greens

#### Purpose of Rule:

This Rule allows the player to do things on the putting green that are normally not allowed off the putting green, such as being allowed to mark, lift, clean and replace a ball and to repair damage and remove sand and loose soil on the putting green. There is no penalty for accidentally causing a ball or ball-marker to move on the putting green.

#### 13.1a When Ball Is on Putting Green

A ball is on the *putting green* when any part of the ball:

- Touches the *putting green*, or
- Lies on or in anything (such as a *loose impediment* or an *obstruction*) and is inside the edge of the *putting green*.

If part of the ball is both on the *putting green* and in another *area of the course*, see Rule 2.2c.

#### 13.1b Marking, Lifting and Cleaning Ball on Putting Green

A ball on the *putting green* may be lifted and cleaned (see Rule 14.1).

The spot of the ball must be *marked* before it is lifted (see Rule 14.1) and the ball must be *replaced* on its original spot (see Rule 14.2).

#### 13.1c Improvements Allowed on Putting Green

During a *round* and while play is stopped under Rule 5.7a, a player may take these two actions on the *putting green*, no matter whether the ball is on or off the *putting green*:



## Rule 13

- (1) **Removal of Sand and Loose Soil.** Sand and loose soil on the *putting green* may be removed without penalty.
- (2) **Repair of Damage.** A player may repair damage on the *putting green* without penalty by taking reasonable actions to restore the *putting green* as nearly as possible to its original condition, **but** only:
- By using their hand, foot or other part of the body or a normal ball-mark repair tool, *tee*, club or similar item of normal *equipment*, and
  - Without unreasonably delaying play (see Rule 5.6a).

**But** if the player *improves* the *putting green* by taking actions that exceed what is reasonable to restore the *putting green* to its original condition (such as by creating a pathway to the *hole* or by using an object that is not allowed), the player gets the **general penalty** for breach of Rule 8.1a.

“Damage on the *putting green*” means any damage caused by any person (including the player) or *outside influence*, such as:

- Ball marks, shoe damage (such as spike marks) and scrapes or indentations caused by *equipment* or a *flagstick*,
- Old *hole* plugs, turf plugs, seams of cut turf and scrapes or indentations from maintenance tools or vehicles,
- *Animal* tracks or hoof indentations, and
- Embedded objects (such as a stone, acorn, hail or *tee*) and indentations caused by them.

**But** “damage on the *putting green*” does not include any damage or conditions that result from:

- Normal practices for maintaining the overall condition of the *putting green* (such as aeration holes and grooves from vertical mowing),
- Irrigation or rain or other *natural forces*,
- Natural surface imperfections (such as weeds or areas of bare, diseased or uneven growth), or
- Natural wear of the *hole*.

### 13.1d When Ball or Ball-Marker Moves on Putting Green

There are two specific Rules for a ball or *ball-marker* that *moves* on the *putting green*.

- (1) **No Penalty for Accidentally Causing Ball to Move.** There is no penalty if the player, *opponent* or another player in *stroke play* accidentally *moves* the player's ball or *ball-marker* on the *putting green*.

The player must:

- *Replace* the ball on its original spot (which if not known must be estimated) (see Rule 14.2), or
- Place a *ball-marker* to *mark* that original spot.

**Exception – Ball Must Be Played as It Lies When Ball Begins to Move During Backswing or Stroke and Stroke Is Made (see Rule 9.1b).**

If the player or *opponent* deliberately lifts the player's ball or *ball-marker* on the *putting green*, see Rule 9.4 or 9.5 to find out if there is a penalty.

- (2) **When to Replace Ball Moved by Natural Forces.** If *natural forces* cause a player's ball on the *putting green* to *move*, where the player must play from next depends on whether the ball had already been lifted and *replaced* on the *putting green* (see Rule 14.1):

- **Ball Already Lifted and Replaced.** The ball must be *replaced* on the spot it *moved* from (which if not known must be estimated) (see Rule 14.2), even though it was *moved* by *natural forces* and not by the player, the *opponent* or an *outside influence* (see Rule 9.3, Exception).
- **Ball Not Already Lifted and Replaced.** The ball must be played from its new spot (see Rule 9.3).

**Penalty for Playing from a Wrong Place in Breach of Rule 13.1d: General Penalty Under Rule 14.7a.**

### 13.1e No Deliberate Testing of Greens

During a *round* and while play is stopped under Rule 5.7a, a player must not deliberately take either of these actions to test the *putting green* or a *wrong green*:

- Rub the surface, or
- Roll a ball.

**Exception – Testing Greens When Between Two Holes:** Between two holes, a player may rub the surface or roll a ball on the *putting green* of the hole just completed and on any practice green (see Rule 5.5b).

**Penalty for Testing the Putting Green or a Wrong Green in Breach of Rule 13.1e: General Penalty.**

## Rule 13

See **Committee Procedures, Section 8; Model Local Rule I-2** (the *Committee* may adopt a Local Rule prohibiting a player from rolling a ball on the *putting green* of the hole just completed.)

### 13.1f Relief Must Be Taken from Wrong Green

(1) **Meaning of Interference by Wrong Green.** Interference under this Rule exists when:

- Any part of the player's ball touches a *wrong green* or lies on or in anything (such as a *loose impediment* or an *obstruction*) and is inside the edge of a *wrong green*, or
- A *wrong green* physically interferes with the player's area of intended *stance* or area of intended swing.

(2) **Relief Must Be Taken.** When there is interference by a *wrong green*, a player must not play the ball as it lies.

Instead, the player must take free relief by *dropping* the original ball or another ball in this *relief area* (see Rule 14.3):

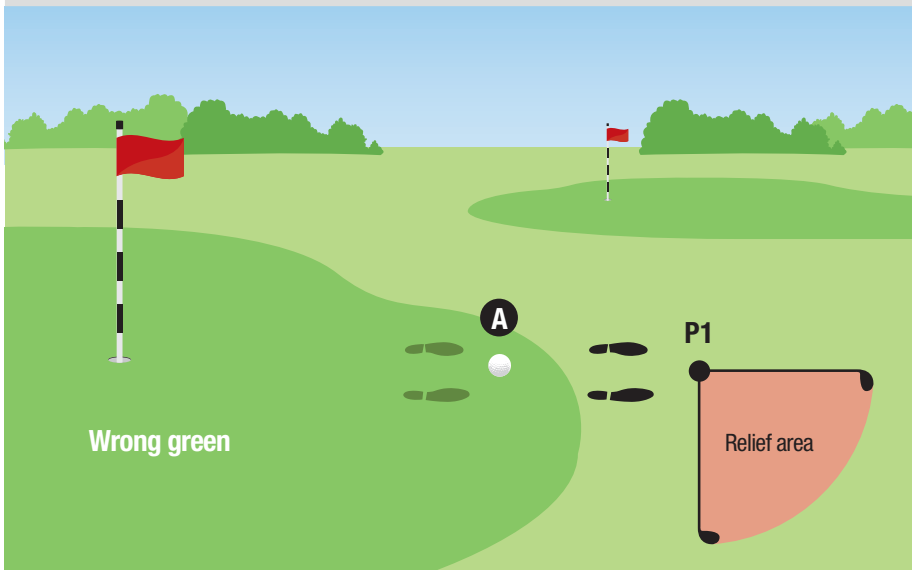
- **Reference Point:** The *nearest point of complete relief* in the same *area of the course* where the original ball came to rest.
- **Size of Relief Area Measured from Reference Point:** One *club-length*, **but** with these limits:
- **Limits on Location of Relief Area:**
  - » Must be in the same *area of the course* as the reference point,
  - » Must not be nearer the *hole* than the reference point, and
  - » There must be complete relief from all interference by the *wrong green*.

(3) **No Relief When Clearly Unreasonable.** There is no relief under Rule 13.1f if interference exists only because the player chooses a club, type of *stance* or swing or direction of play that is clearly unreasonable under the circumstances.

**Penalty for Playing Ball from a Wrong Place in Breach of Rule 13.1f: General Penalty Under Rule 14.7a.**

See **Committee Procedures, Section 8; Model Local Rule D-3** (the *Committee* may adopt a Local Rule denying relief from a *wrong green* that only interferes with the area of intended *stance*).

### DIAGRAM 13.1f: FREE RELIEF FROM WRONG GREEN



- When there is interference by a wrong green, free relief must be taken and the player must take complete relief.
- The diagram assumes a right-hand player.
- Ball A lies on the wrong green, and the nearest point of complete relief for Ball A is at P1, which must be in the same area of the course where the original ball came to rest (in this case, the general area).
- The relief area is one club-length from the reference point, is not nearer to the hole than the reference point and must be in the same area of the course as the reference point, P1.

### 13.2 The Flagstick

#### Purpose of Rule:

This Rule covers the player's choices for dealing with the flagstick. The player may leave the flagstick in the hole or have it removed (which includes having someone attend the flagstick and remove it after the ball is played), but must decide before making a stroke. There is normally no penalty if a ball in motion hits the flagstick.

This Rule applies to a ball played from anywhere on the *course*, whether on or off the *putting green*.

#### 13.2a Leaving Flagstick in Hole

(1) **Player May Leave Flagstick in Hole.** The player may make a *stroke* with the *flagstick* left in the *hole*, so that it is possible for the ball in motion to hit the *flagstick*.

The player must decide this before making the *stroke*, by either:

- Leaving the *flagstick* where it is in the *hole* or moving it so that it is centred in the *hole* and leaving it there, or
- Having a removed *flagstick* put back in the *hole*.

In either case:

- The player must not try to gain an advantage by deliberately moving the *flagstick* to a position other than centred in the *hole*.
- If the player does so and the ball in motion then hits the *flagstick*, they get the **general penalty**.

(2) **No Penalty If Ball Hits Flagstick Left in Hole.** If the player makes a *stroke* with the *flagstick* left in the *hole* and the ball in motion then hits the *flagstick*:

- There is no penalty (**except** as provided in (1)), and
- The ball must be played as it lies.

**(3) Limitation on Player Moving or Removing Flagstick in Hole While Ball Is in Motion.** After making a *stroke* with the *flagstick* left in the *hole*:

- The player and their *caddie* must not deliberately move or remove the *flagstick* to affect where the player's ball in motion might come to rest (such as to avoid having the ball hit the *flagstick*). If this is done, the player gets the **general penalty**.
- **But** there is no penalty if the player has the *flagstick* in the *hole* moved or removed for any other reason, such as when they reasonably believe that the ball in motion will not hit the *flagstick* before coming to rest.

**(4) Limitation on Other Players Moving or Removing Flagstick When Player Has Decided to Leave It in Hole.** When the player has left the *flagstick* in the *hole* and has not authorized anyone to attend the *flagstick* (see Rule 13.2b(1)), another player must not deliberately move or remove the *flagstick* to affect where the player's ball in motion might come to rest.

- If another player or their *caddie* does so before or during the *stroke* and the player makes the *stroke* without being aware of this, or does so while the player's ball is in motion after the *stroke*, that other player gets the **general penalty**.
- **But** there is no penalty if the other player or their *caddie* moves or removes the *flagstick* for any other reason, such as when they:
  - » Reasonably believe that the player's ball in motion will not hit the *flagstick* before coming to rest, or
  - » Are not aware that the player is about to play or that the player's ball is in motion.

**See Rule 22.2** (in *Foursomes*, either *partner* may act for the *side* and action by the *partner* is treated as action of the player); **23.5** (in *Four-Ball*, either *partner* may act for the *side* and action by the *partner* concerning the player's ball or *equipment* is treated as action of the player).

### 13.2b Removing Flagstick from Hole

- (1) **Player May Have Flagstick Removed from Hole.** The player may make a *stroke* with the *flagstick* removed from the *hole*, so that their ball in motion will not hit the *flagstick* in the *hole*.

The player must decide this before making the *stroke*, by either:

- Having the *flagstick* removed from the *hole* before playing the ball, or
- Authorizing someone to attend the *flagstick*, which means to:
  - » Hold the *flagstick* in, above or next to the *hole* before the *stroke* to show the player where the *hole* is, and
  - » Then remove the *flagstick* during the *stroke* or after the *stroke* is made.

The player is treated as having authorized the *flagstick* to be attended if:

- The player's *caddie* is holding the *flagstick* in, above or next to the *hole* or is standing right next to the *hole* when the *stroke* is made, even if the player is not aware the *caddie* is doing so,
  - The player asks any other person to attend the *flagstick* and that person does so, or
  - The player sees any other person holding the *flagstick* in, above or next to the *hole* or standing right next to the *hole*, and the player makes the *stroke* without asking that person to move away or to leave the *flagstick* in the *hole*.
- (2) **What to Do If Ball Hits Flagstick or Person Attending Flagstick.** If the player's ball in motion hits a *flagstick* that the player had decided to have removed under (1), or hits the person who is attending the *flagstick* (or anything the person is holding), what happens depends on whether this was accidental or deliberate:
- **Ball Accidentally Hits Flagstick or Person Who Removed or Is Attending It.** If the player's ball in motion accidentally hits the *flagstick* or the person who removed or is attending it (or anything the person is holding), there is no penalty and the ball must be played as it lies.
  - **Ball Deliberately Deflected or Stopped by Person Attending Flagstick.** If the person who is attending the *flagstick* deliberately deflects or stops the player's ball in motion, Rule 11.2c applies:
    - » **Where Ball Is Played from.** The player must not play the ball as it lies and instead must take relief under Rule 11.2c.
    - » **When Penalty Applies.** If the person who deliberately deflected or stopped the ball was a player or their *caddie*, that player gets the **general penalty** for a breach of Rule 11.2.

For purposes of this Rule, “deliberately deflected or stopped” means the same thing as in Rule 11.2a, and includes when the player’s ball in motion hits:

- A removed *flagstick* that was deliberately positioned or left in a particular place on the ground so that it might deflect or stop the ball,
- An attended *flagstick* that the person deliberately failed to remove from the *hole* or to move out of the way of the ball, or
- The person who attended or removed the *flagstick* (or anything the person was holding), when they deliberately failed to move out of the way of the ball.

**Exception — Restrictions on Deliberately Moving Flagstick to Affect a Ball in Motion (see Rule 11.3).**

See Rule 22.2 (in *Foursomes*, either *partner* may act for the *side* and action by the *partner* is treated as action of the player); 23.5 (in *Four-Ball*, either *partner* may act for the *side* and action by the *partner* concerning the player’s ball or *equipment* is treated as action of the player).

### 13.2c Ball Resting Against Flagstick in Hole

If a player’s ball comes to rest against the *flagstick* left in the *hole*:

- If any part of the ball is in the *hole* below the surface of the *putting green*, the ball is treated as *holed* even if the entire ball is not below the surface.
- If no part of the ball is in the *hole* below the surface of the *putting green*:
  - » The ball is not *holed* and must be played as it lies.
  - » If the *flagstick* is removed and the ball *moves* (whether it falls into the *hole* or moves away from the *hole*), there is no penalty and the ball must be *replaced* on the lip of the *hole* (see Rule 14.2).

**Penalty for Playing Ball from a Wrong Place in Breach of Rule 13.2c: General Penalty Under Rule 14.7a.**

In *stroke play*, the player is **disqualified** if they fail to *hole out* as required under Rule 3.3c.



### 13.3 Ball Overhanging Hole

#### 13.3a Waiting Time to See If Ball Overhanging Hole Will Fall into Hole

If any part of a player's ball overhangs the lip of the *hole*:

- The player is allowed a reasonable time to reach the *hole* and ten more seconds to wait to see whether the ball will fall into the *hole*.
- If the ball falls into the *hole* in this waiting time, the player has *holed out* with the previous *stroke*.
- If the ball does not fall into the *hole* in this waiting time:
  - » The ball is treated as being at rest.
  - » If the ball then falls into the *hole* before it is played, the player has *holed out* with the previous *stroke*, **but** gets **one penalty stroke** added to the score for the hole.

#### 13.3b What to Do If Ball Overhanging Hole Is Lifted or Moved Before Waiting Time Has Ended

If a ball overhanging the *hole* is lifted or *moved*, other than by *natural forces*, before the waiting time under Rule 13.3a has ended, the ball is treated as having come to rest:

- The ball must be *replaced* on the lip of the *hole* (see Rule 14.2), and
- The waiting time under Rule 13.3a no longer applies to the ball. (See Rule 9.3 for what to do if the *replaced* ball is then *moved* by *natural forces*.)

If the *opponent* in *match play* or another player in *stroke play* deliberately lifts or *moves* the player's ball overhanging the *hole* before the waiting time has ended:

- In *match play*, the player's ball is treated as *holed* with the previous *stroke*, and there is no penalty to the *opponent* under Rule 11.2b.
- In *stroke play*, the player who lifted or *moved* the ball gets the **general penalty (two penalty strokes)**. The ball must be *replaced* on the lip of the *hole* (see Rule 14.2).



V

# Lifting and Returning a Ball to Play

## **RULE 14**



# RULE 14

## Procedures for Ball: Marking, Lifting and Cleaning; Replacing on Spot; Dropping in Relief Area; Playing from Wrong Place

### Purpose of Rule:

Rule 14 covers when and how the player may mark the spot of a ball at rest and lift and clean the ball and how to put a ball back into play so that the ball is played from the right place.

- When a lifted or moved ball is to be replaced, the same ball must be set down on its original spot.
- When taking free relief or penalty relief, a substituted ball or the original ball must be dropped in a particular relief area.

A mistake in using these procedures may be corrected without penalty before the ball is played, but the player gets a penalty if they play the ball from the wrong place.

### 14.1 Marking, Lifting and Cleaning Ball

This Rule applies to the deliberate “lifting” of a player’s ball at rest. This may be done in any way, which includes picking up the ball by hand, rotating it or otherwise deliberately causing it to *move* from its spot.

#### 14.1a Spot of Ball to Be Lifted and Replaced Must Be Marked

Before lifting a ball under a Rule requiring the ball to be *replaced* on its original spot, the player must *mark* the spot, which means to:

- Place a *ball-marker* right behind or right next to the ball, or
- Hold a club on the ground right behind or right next to the ball.

If the spot is *marked* with a *ball-marker*, after *replacing* the ball the player must remove the *ball-marker* before making a *stroke*.

If the player lifts the ball without *marking* its spot, *marks* its spot in a wrong way or makes a *stroke* with a *ball-marker* left in place, the player gets **one penalty stroke**.

When a ball is lifted to take relief under a Rule, the player is not required to *mark* the spot before lifting the ball.

#### 14.1b Who May Lift Ball

The player’s ball may be lifted under the Rules only by:

- The player, or
- Anyone the player authorizes, **but** such authorization must be given each time before the ball is lifted rather than given generally for the *round*.

**Exception – When Caddie May Lift Player’s Ball Without Authorization:** The *caddie* may lift the player’s ball without authorization when:

- The player’s ball is on the *putting green*, or
- It is reasonable to conclude (such as from an action or statement) that the player will take relief under a Rule.

If the *caddie* lifts the ball when not allowed to do so, the player gets **one penalty stroke** (see Rule 9.4).

**See Rules 25.2g, 25.4a and 25.5d** (for players with certain disabilities, Rule 14.1b is modified to allow an aide to lift the player’s ball on the *putting green* without authorization).

### 14.1c Cleaning Ball

A ball lifted from the *putting green* may always be cleaned (see Rule 13.1b).

A ball lifted from anywhere else may always be cleaned **except** when it is lifted:

- To See If It Is Cut or Cracked. Cleaning is not allowed (see Rule 4.2c(1)).
- To Identify It. Cleaning is allowed only as needed to identify it (see Rule 7.3).
- Because It Interferes with Play. Cleaning is not allowed (see Rule 15.3b(2)).
- To See If It Lies in Condition Where Relief Is Allowed. Cleaning is not allowed, unless the player then takes relief under a Rule (see Rule 16.4).

If the player cleans their ball when not allowed under this Rule, they get **one penalty stroke** and must *replace* the ball if it was lifted.

**See Rule 22.2** (in *Foursomes*, either *partner* may act for the *side* and action by the *partner* is treated as action of the player); **23.5** (in *Four-Ball*, either *partner* may act for the *side* and action by the *partner* concerning the player’s ball or *equipment* is treated as action of the player).

## 14.2 Replacing Ball on Spot

This Rule applies whenever a ball is lifted or *moved* and a Rule requires it to be *replaced* on a spot.

### 14.2a Original Ball Must Be Used

The original ball must be used when *replacing* a ball.

**Exception – Another Ball May Be Used When:**

## Rule 14

- The original ball cannot be recovered with reasonable effort and in a few seconds, so long as the player did not deliberately cause the ball to become unrecoverable,
- The original ball is cut or cracked (see Rule 4.2c),
- Play resumes after it had been stopped (see Rule 5.7d), or
- The original ball was played by another player as a *wrong ball* (see Rule 6.3c(2)).

### 14.2b Who Must Replace Ball and How It Must Be Replaced

(1) **Who Must Replace Ball:** The player's ball must be *replaced* under the Rules only by:

- The player, or
- Any person who lifted the ball or caused it to *move*.

If the player plays a ball that was *replaced* by someone not allowed to do so, the player gets **one penalty stroke**.

**See Rules 25.2h, 25.3c and 25.4a** (for players with certain disabilities, modification of Rule 14.2b(1) allows the player to give general authorization to any other person to place or *replace* their ball).

(2) **How Ball Must Be Replaced.** The ball must be *replaced* by setting it down by hand on the required spot and letting it go so that it stays on that spot.

If the player plays a ball that was *replaced* in a wrong way but on the required spot, the player gets **one penalty stroke**.

### 14.2c Spot Where Ball Is Replaced

The ball must be *replaced* on its original spot (which if not known must be estimated), **except** when the ball must be *replaced* on a different spot under Rules 14.2d(2) and 14.2e or when the player will take relief under a Rule.

If the ball was at rest on, under or against any *immovable obstruction, integral object, boundary object* or growing or attached natural object:

- The “spot” of the ball includes its vertical location relative to the ground.
- This means that the ball must be *replaced* on its original spot on, under or against such object.

If any *loose impediments* were removed as a result of the ball being lifted or *moved* or before the ball was *replaced*, they do not need to be replaced.

For restrictions on removing *loose impediments* before *replacing* a lifted or *moved* ball see Rule 15.1a, Exception 1.



### 14.2d Where to Replace Ball When Original Lie Altered

If the *lie* of a lifted or *moved* ball that must be *replaced* is altered, the player must *replace* the ball in this way:

(1) **Ball in Sand.** When the ball was in sand, whether in a *bunker* or anywhere else on the *course*:

- In *replacing* the ball on its original spot (which if not known must be estimated) (see Rule 14.2c), the player must re-create the original *lie* as much as possible.
- In re-creating the *lie*, the player may leave a small part of the ball visible if the ball had been covered by sand.

If the player plays from the right place but fails to re-create the *lie* in breach of this Rule, the player gets the **general penalty**.

(2) **Ball Anywhere Except in Sand.** When the ball was anywhere except in sand, the player must *replace* the ball by placing it on the nearest spot with a *lie* most similar to the original *lie* that is:

- Within one *club-length* from its original spot (which if not known must be estimated) (see Rule 14.2c),
- Not nearer the *hole*, and
- In the same *area of the course* as that spot.

If the player knows that the original *lie* was altered but does not know what the *lie* was, the player must estimate the original *lie* and *replace* the ball under (1) or (2).

**Exception – For Lies Altered While Play is Stopped and Ball Has Been Lifted, see Rule 5.7d.**

### 14.2e What to Do If Replaced Ball Does Not Stay on Original Spot

If the player tries to *replace* a ball but it does not stay on its original spot, the player must try a second time.

If the ball again does not stay on that spot, the player must *replace* the ball by placing it on the nearest spot where the ball will stay at rest, **but** with these limits depending on where the original spot is located:

- The spot must not be nearer the *hole*.
- Original Spot in General Area. The nearest spot must be in the *general area*.
- Original Spot in Bunker or Penalty Area. The nearest spot must be either in the same *bunker* or in the same *penalty area*.
- Original Spot on Putting Green. The nearest spot must be either on the *putting green* or in the *general area*.

**Penalty for Playing Ball from a Wrong Place in Breach of Rule 14.2: General Penalty Under Rule 14.7a.**

## Rule 14

See Rule 22.2 (in *Foursomes*, either *partner* may act for the *side* and action by the *partner* is treated as action of the player); 23.5 (in *Four-Ball*, either *partner* may act for the *side* and action by the *partner* concerning the player's ball or *equipment* is treated as action of the player).

### 14.3 Dropping Ball in Relief Area

This Rule applies whenever a player must *drop* a ball in taking relief under a Rule, including when the player must complete taking relief by placing a ball under Rule 14.3c(2).

If the player *improves* the *relief area* before or when *dropping* a ball, see Rule 8.1.

#### 14.3a Original Ball or Another Ball May Be Used

The player may use the original ball or another ball.

This means that the player may use any ball each time they *drop* or place a ball under this Rule.

#### 14.3b Ball Must Be Dropped in Right Way

The player must *drop* a ball in the right way, which means meeting all the requirements in (1), (2) and (3):

- (1) **Player Must Drop Ball.** The ball must be *dropped* only by the player. Neither the player's *caddie* nor anyone else may do so.

See Rules 25.2h, 25.3c and 25.4a (for players with certain disabilities, modification of Rule 14.3b(1) allows the player to give general authorization to any other person to *drop* the player's ball).

- (2) **Ball Must Be Dropped Straight Down from Knee Height Without Touching Player or Equipment.** The player must let go of the ball from a location at knee height so that the ball:

- Falls straight down, without the player throwing, spinning or rolling it or using any other motion that might affect where the ball will come to rest, and
- Does not touch any part of the player's body or *equipment* before it hits the ground.

"Knee height" means the height of the player's knee when in a standing position.

See Rule 25.6b (for guidance on applying Rule 14.3b(2) to players with certain disabilities).

**DIAGRAM 14.3b: DROPPING FROM KNEE HEIGHT**



A ball must be dropped straight down from knee height. “Knee height” means the height of a player’s knee when in a standing position. But the player does not have to be in a standing position when the ball is dropped.



## Rule 14

- (3) **Ball Must Be Dropped in Relief Area (or on Line).** The ball must be *dropped* in the *relief area*. The player may stand either inside or outside the *relief area* when *dropping* the ball. **But** when taking back-on-the-line relief (see Rules 16.1c(2), 17.1d(2), 19.2b and 19.3b), the ball must be *dropped* on the line in a location allowed by that Rule, and the spot on which the ball is *dropped* creates a *relief area*.
- (4) **What to Do If Ball Dropped in Wrong Way.** If a ball is *dropped* in a wrong way in breach of one or more of the requirements in (1), (2) or (3):
- The player must *drop* a ball again in the right way, and there is no limit to the number of times the player must do so.
  - A ball *dropped* in the wrong way does not count as one of the two *drops* required before a ball must be placed under Rule 14.3c(2).

If the player does not *drop* again and instead makes a *stroke* at the ball from where it came to rest after being *dropped* in a wrong way:

- If the ball was played from the *relief area*, the player gets **one penalty stroke** (but has not played from a *wrong place* under Rule 14.7a).
- **But** if the ball was played from outside the *relief area*, or after it was placed when required to be *dropped* (no matter where it was played from), the player gets the **general penalty**.

### 14.3c Ball Dropped in Right Way Must Come to Rest in Relief Area

This Rule applies only when a ball is *dropped* in the right way under Rule 14.3b.

- (1) **Player Has Completed Taking Relief When Ball Dropped in Right Way Comes to Rest in Relief Area.** The ball must come to rest in the *relief area*.

It does not matter whether the ball, after hitting the ground, touches any person (including the player), *equipment* or other *outside influence* before coming to rest:

- If the ball comes to rest in the *relief area*, the player has completed taking relief and must play the ball as it lies.
- If the ball comes to rest outside the *relief area*, the player must use the procedures in Rule 14.3c(2).

In either case, there is no penalty to any player if a ball *dropped* in the right way accidentally hits any person (including the player), *equipment* or other *outside influence* before coming to rest.

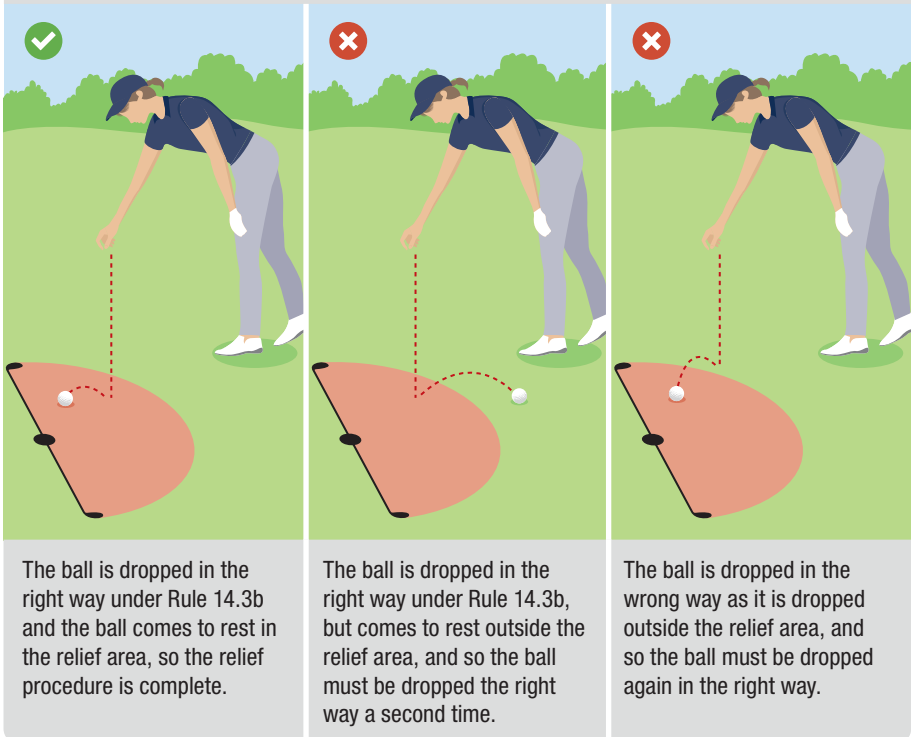
**Exception – When Ball Dropped in Right Way Is Deliberately Deflected or Stopped by Any Person:** For what to do when the *dropped* ball is deliberately deflected or stopped by any person before it comes to rest, see Rule 14.3d.

(2) **What to Do if Ball Dropped in Right Way Comes to Rest Outside Relief Area.** If the ball comes to rest outside the *relief area*, the player must *drop* a ball in the right way a second time.

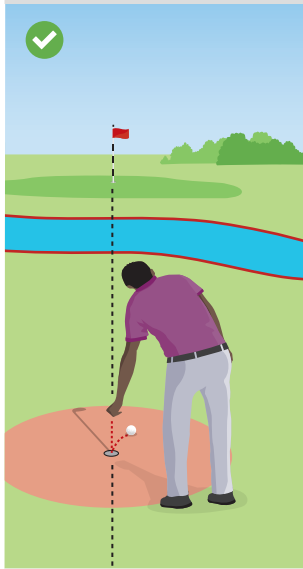
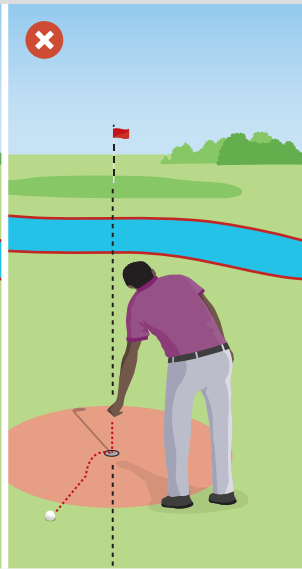
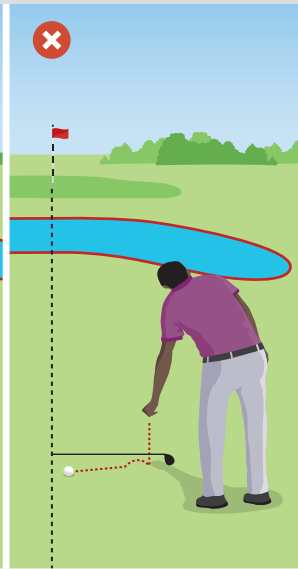
If that ball also comes to rest outside the *relief area*, the player must then complete taking relief by placing a ball using the procedures for *replacing* a ball in Rules 14.2b(2) and 14.2e:

- The player must place a ball on the spot where the ball *dropped* the second time first touched the ground.
- If the placed ball does not stay at rest on that spot, the player must place a ball on that spot a second time.
- If the ball placed a second time also does not stay on that spot, the player must place a ball on the nearest spot where the ball will stay at rest, subject to the limits in Rule 14.2e. This might result in the ball being placed outside the *relief area*.

### DIAGRAM #1 14.3c: BALL MUST BE DROPPED IN AND COME TO REST IN RELIEF AREA



**DIAGRAM #2 14.3c: DROPPING WHEN TAKING BACK-ON-THE-LINE RELIEF**

		
<p>The spot on the line where the ball first touches the ground when dropped creates a relief area that is one club-length in any direction from that point. The ball is dropped in the right way under Rule 14.3b and the ball comes to rest in the relief area, so the relief procedure is complete.</p>	<p>The ball is dropped in the right way under Rule 14.3b, but comes to rest outside the relief area, and so the ball must be dropped the right way a second time.</p>	<p>The ball is dropped in a wrong way as it has not been dropped on the line, and so the ball must be dropped again in the right way.</p>

**14.3d What to Do If Ball Dropped in Right Way Is Deliberately Deflected or Stopped by Person**

For purposes of this Rule, a *dropped* ball is “deliberately deflected or stopped” when:

- A person deliberately touches the ball in motion after it hits the ground, or
- The ball in motion hits any *equipment* or other object or any person (including the player and their *caddie*) that a player deliberately positioned or left in a particular location so that the *equipment*, object or person might deflect or stop the ball in motion.

When a ball *dropped* in the right way is deliberately deflected or stopped by any person (whether in the *relief area* or outside the *relief area*) before it comes to rest:

- The player must *drop* a ball again, using the procedures in Rule 14.3b (which means that the ball that was deliberately deflected or stopped does not count as one of the two *drops* required before a ball must be placed under Rule 14.3c(2)).
- If the ball was deliberately deflected or stopped by any player or their *caddie*, that player gets the **general penalty**.

**Exception – When There Is No Reasonable Chance Ball Will Come to Rest in Relief**

**Area:** If a ball *dropped* in the right way is deliberately deflected or stopped (whether in the *relief area* or outside the *relief area*) when there is no reasonable chance it will come to rest in the *relief area*:

- There is no penalty to any player, and
- The *dropped* ball is treated as having come to rest outside the *relief area* and counts as one of the two *drops* required before a ball must be placed under Rule 14.3c(2).

**Penalty for Playing Ball from a Wrong Place or Playing Ball that was Placed Instead of Dropped in Breach of Rule 14.3: General Penalty Under Rule 14.7a.**

See Rule 22.2 (in *Foursomes*, either *partner* may act for the *side* and action by the *partner* is treated as action of the player); 23.5 (in *Four-Ball*, either *partner* may act for the *side* and action by the *partner* concerning the player's ball or *equipment* is treated as action of the player).

## 14.4 When Player's Ball Is Back in Play After Original Ball Was Out of Play

When a player's ball *in play* is lifted from the *course* or is *lost* or *out of bounds*, the ball is no longer *in play*.

The player has a ball *in play* again only when:

- The player plays the original ball or another ball from the *teeing area*, or
- The original ball or another ball is *replaced*, *dropped* or placed on the *course* with the intent for that ball to be *in play*.

If a ball is returned to the *course* in any way with the intent for it to be *in play*, the ball is *in play* even if it was:

- *Substituted* for the original ball when not allowed under the Rules, or
- *Replaced*, *dropped* or placed (1) in a *wrong place*, (2) in a wrong way or (3) by using a procedure that did not apply.

A *replaced* ball is *in play* even if the *ball-marker* marking its spot has not been removed.

## 14.5 Correcting Mistake Made in Substituting, Replacing, Dropping or Placing Ball

### 14.5a Player May Correct Mistake Before Ball Is Played

When a player has *substituted* another ball for the original ball when not allowed under the Rules or the player's ball *in play* was *replaced*, *dropped* or placed (1) in a wrong way, (2) in a *wrong place* or (3) by using a procedure that did not apply:

- The player may correct the mistake without penalty.
- **But** this is allowed only before the ball is played.

### 14.5b When Player May Change to a Different Rule or Relief Option When Correcting Mistake in Taking Relief

When correcting a mistake in taking relief, whether the player must use the same Rule and relief option originally used or may change to a different Rule or relief option depends on the nature of the mistake:

#### (1) When Ball Was Put in Play Under Rule That Applied and Was Dropped or Placed in Right Place, but Rule Requires Ball to Be Dropped or Placed Again.

- In correcting this mistake, the player must go on to take relief using the same Rule and same relief option under that Rule.
- For example, if when taking relief for an unplayable ball, the player used the lateral relief option (Rule 19.2c) and the ball was *dropped* in the right *relief area* but (1) was *dropped* in a wrong way (see Rule 14.3b) or (2) came to rest outside the *relief area* (see Rule 14.3c), in correcting the mistake the player must go on to take relief under Rule 19.2 and must use the same relief option (lateral relief under Rule 19.2c).

#### (2) When Ball Was Put in Play Under Rule That Applied but Ball Was Dropped or Placed in Wrong Place.

- In correcting this mistake, the player must go on to take relief under the same Rule but may use any relief option under that Rule that applies to their situation.
- For example, if when taking relief for an unplayable ball, the player used the lateral relief option Rule (19.2c) and mistakenly *dropped* the ball outside the required *relief area*, in correcting the mistake the player must go on to take relief under Rule 19.2 and may use any of the relief options under that Rule.

#### (3) When Ball Was Put in Play Under Rule That Did Not Apply.

- In correcting this mistake, the player may use any Rule that applies to their situation.

- For example, if the player mistakenly took unplayable ball relief for their ball in a *penalty area* (which Rule 19.1 does not allow), the player must correct the mistake by either *replacing* the ball (if it had been lifted) under Rule 9.4, or taking penalty relief under Rule 17 and may use any relief option under that Rule that applies to their situation.

### 14.5c No Penalty For Actions Taken After Mistake That Related to Original Ball

When a player corrects a mistake under Rule 14.5a, any penalty for actions that were taken after the mistake and which relate solely to the original ball, such as for accidentally causing it to *move* (see Rule 9.4b) or for *improving* the *conditions affecting the stroke* for the original ball (see Rule 8.1a), do not count.

**But** if those same actions would also be a penalty for the ball put *in play* to correct the mistake (such as when those actions *improved* the *conditions affecting the stroke* for the ball now *in play*), the penalty applies to the ball now *in play*.

**Exception – Penalty For Deliberately Deflecting or Stopping Dropped Ball:** In *stroke play*, if a player gets the *general penalty* for deliberately deflecting or stopping their *dropped* ball under Rule 14.3d, the player still gets that penalty even if the player *drops* a ball again using the procedures in Rule 14.3b.

## 14.6 Making Next Stroke from Where Previous Stroke Made

This Rule applies whenever a player is required or allowed under the Rules to make the next *stroke* from where a previous *stroke* was made (such as when taking *stroke-and-distance* relief, or playing again after a *stroke* that is cancelled or otherwise does not count).

- How the player must put a ball *in play* depends on the *area of the course* where that previous *stroke* was made.
- In all of these situations, the player may use either the original ball or another ball.

### 14.6a Previous Stroke Made from Teeing Area

The original ball or another ball must be played from anywhere inside the *teeing area* (and may be teed) under Rule 6.2b.

### 14.6b Previous Stroke Made from General Area, Penalty Area or Bunker

The original ball or another ball must be *dropped* in this *relief area* (see Rule 14.3):

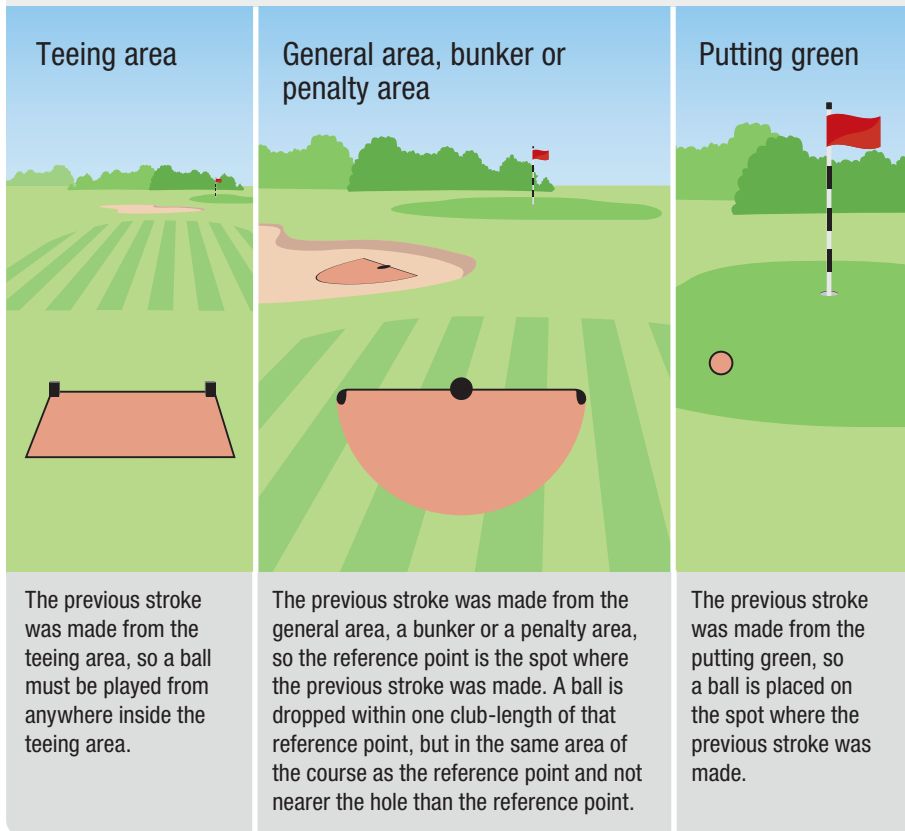
- **Reference Point:** The spot where the previous *stroke* was made (which if not known must be estimated).

## Rule 14

- Size of Relief Area Measured from Reference Point: One *club-length*, **but** with these limits:
- Limits on Location of Relief Area:
  - » Must be in the same *area of the course* as the reference point, and
  - » Must not be nearer the *hole* than the reference point.

### DIAGRAM 14.6: MAKING NEXT STROKE FROM WHERE PREVIOUS STROKE MADE

When a player is required or allowed to make the next stroke from where the previous stroke was made, how the player must put a ball into play depends on the area of the course where that previous stroke was made.



### 14.6c Previous Stroke Made from Putting Green

The original ball or another ball must be placed on the spot where the previous *stroke* was made (which if not known must be estimated) (see Rule 14.2), using the procedures for *replacing* a ball under Rules 14.2b(2) and 14.2e.

**Penalty for Playing Ball from a Wrong Place in Breach of Rule 14.6: General Penalty Under Rule 14.7a.**

## 14.7 Playing from Wrong Place

### 14.7a Place from Where Ball Must Be Played

After starting a hole:

- A player must make each *stroke* from where their ball comes to rest, **except** when the Rules require or allow the player to play a ball from another place (see Rule 9.1).
- A player must not play their ball *in play* from a *wrong place*.

**Penalty for Playing Ball from a Wrong Place in Breach of Rule 14.7a: General Penalty.**

### 14.7b How to Complete a Hole after Playing from Wrong Place in Stroke Play

- (1) Player Must Decide Whether to Play Out Hole with Ball Played from Wrong Place or to Correct the Mistake by Playing from Right Place. What a player does next depends on whether it was a *serious breach* – that is, whether the player could have gained a significant advantage by playing from a *wrong place*:
  - Not a Serious Breach. The player must play out the hole with the ball played from a *wrong place*, without correcting the mistake.
  - Serious Breach.
    - » The player must correct the mistake by playing out the hole with a ball played from a right place under the Rules.
    - » If the player does not correct the mistake before making a *stroke* to begin another hole or, for the final hole of the *round*, before returning their *scorecard*, the player is **disqualified**.
  - What to Do If Uncertain Whether Breach Is Serious. The player should play out the hole with both the ball played from a *wrong place* and a second ball played from a right place under the Rules.



## Rule 14

(2) **Player Who Plays Two Balls Must Report to Committee.** If the player is uncertain whether playing from the *wrong place* was a *serious breach* and decides to play a second ball in trying to correct the mistake:

- The player must report the facts to the *Committee* before returning the *scorecard*.
- This applies even if the player believes they scored the same with both balls as well as when the player, having decided to play a second ball, chooses not to complete the hole with both balls.

If the player does not report the facts to the *Committee*, they are **disqualified**.

(3) **When Player Played Two Balls, Committee Will Decide Player's Score for Hole.**

The player's score for the hole depends on whether the *Committee* decides that there was a *serious breach* in playing the original ball from a *wrong place*:

- No Serious Breach.
  - » The score with the ball played from a *wrong place* counts, and the player gets the **general penalty under Rule 14.7a** (which means that **two penalty strokes** are added to the score with that ball).
  - » All strokes with the other ball (including *strokes* made and any penalty strokes solely from playing that ball) do not count.
- Serious Breach.
  - » The score with the ball played to correct the mistake of playing from a *wrong place* counts, and the player gets the **general penalty under Rule 14.7a** (which means that **two penalty strokes** are added to the score with that ball).
  - » The *stroke* made in playing the original ball from a *wrong place* and any more strokes with that ball (including *strokes* made and any penalty strokes solely from playing that ball) do not count.
  - » If the ball played to correct the mistake was also played from a *wrong place*:
    - If the *Committee* decides that this was not a *serious breach*, the player gets the **general penalty (two more penalty strokes) under Rule 14.7a**, making a **total of four penalty strokes** that are added to the score with that ball (two for playing the original ball from a *wrong place* and two for playing the other ball from a *wrong place*).
    - If the *Committee* decides that this was a *serious breach*, the player is **disqualified**.



VI

# Free Relief

## RULES 15-16



# RULE 15

## Relief from Loose Impediments and Movable Obstructions (Including Ball or Ball-Marker Helping or Interfering with Play)

### Purpose of Rule:

Rule 15 covers when and how the player may take free relief from loose impediments and movable obstructions.

- These movable natural and artificial objects are not treated as part of the challenge of playing the course, and a player is normally allowed to remove them when they interfere with play.
- But the player needs to be careful in moving loose impediments near their ball off the putting green, because there will be a penalty if moving them causes the ball to move.

### 15.1 Loose Impediments

#### 15.1a Removal of Loose Impediment

Without penalty, a player may remove a *loose impediment* anywhere on or off the *course*, and may do so in any way (such as by using a hand or foot, using a club or other *equipment*, getting help from others or breaking off part of a *loose impediment*).

But there are two **exceptions**:

**Exception 1 – Removing Loose Impediment Where Ball Must Be Replaced:** Before *replacing* a ball that was *lifted* or *moved* from anywhere except the *putting green*:

- A player must not deliberately remove a *loose impediment* that, if moved before the ball was *lifted* or *moved*, would have been likely to have caused the ball to *move*.
- If the player does so, they get **one penalty stroke**, but the removed *loose impediment* does not need to be replaced.

This exception applies both during a *round* and while play is stopped under Rule 5.7a. It does not apply to a *loose impediment* that was not there before the ball was *lifted* or *moved* or that is removed as a result of *marking* the spot of a ball or *lifting*, *moving* or *replacing* a ball or causing a ball to *move*.

**Exception 2 – Restrictions on Deliberately Removing Loose Impediments to Affect Ball in Motion (see Rule 11.3).**

### 15.1b Ball Moved When Removing Loose Impediment

If a player's removal of a *loose impediment* causes their ball to *move*:

- The ball must be *replaced* on its original spot (which if not known must be estimated) (see Rule 14.2).
- If the *moved* ball had been at rest anywhere except on the *putting green* (see Rule 13.1d) or in the *teeing area* (see Rule 6.2b(6)), the player gets **one penalty stroke** under Rule 9.4b, **except** when Rule 7.4 applies (no penalty for ball *moved* during search) or when another exception to Rule 9.4b applies.

**Penalty for Playing Ball from a Wrong Place in Breach of Rule 15.1: General Penalty Under Rule 14.7a.**

## 15.2 Movable Obstructions

This Rule covers free relief that is allowed from artificial objects that meet the definition of *movable obstruction*.

It does not give relief from *immovable obstructions* (a different type of free relief is allowed under Rule 16.1) or *boundary objects* or *integral objects* (no free relief is allowed).

### 15.2a Relief from Movable Obstruction

- (1) **Removal of Movable Obstruction.** Without penalty, a player may remove a *movable obstruction* anywhere on or off the *course* and may do so in any way.

**But** there are two **exceptions**:

**Exception 1 – Tee-Markers Must Not Be Moved When Ball Will Be Played from Teeing Area (see Rules 6.2b(4) and 8.1a(1)).**

**Exception 2 – Restrictions on Deliberately Removing Movable Obstruction to Affect a Ball in Motion (see Rule 11.3).**

If a player's ball *moves* while they are removing a *movable obstruction*:

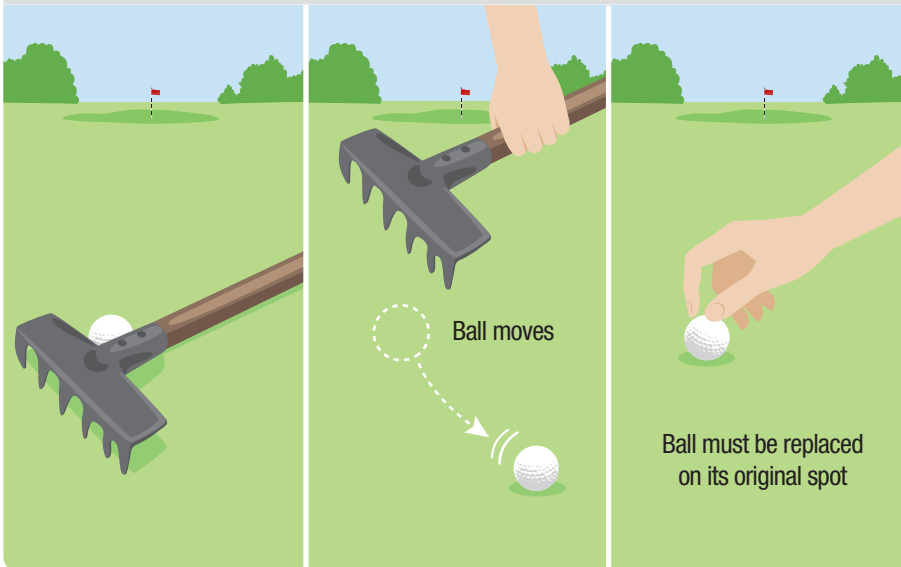
- There is no penalty, and
- The ball must be *replaced* on its original spot (which if not known must be estimated) (see Rule 14.2).

## Rule 15

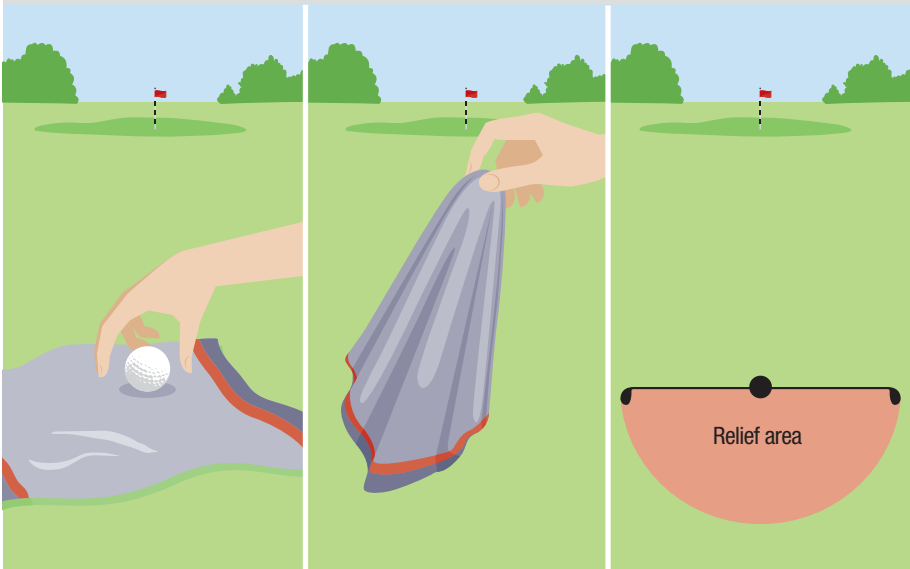
(2) **Relief When Ball Is in or on Movable Obstruction Anywhere on Course Except on Putting Green.** The player may take free relief by lifting the ball, removing the *movable obstruction* and *dropping* the original ball or another ball in this *relief area* (see Rule 14.3):

- **Reference Point:** The estimated point right under where the ball was at rest in or on the *movable obstruction*.
- **Size of Relief Area Measured from Reference Point:** One *club-length*, **but** with these limits:
- **Limits on Location of Relief Area:**
  - » Must be in the same *area of the course* as the reference point, and
  - » Must not be nearer the *hole* than the reference point.

### DIAGRAM #1 15.2a: BALL MOVES WHEN MOVABLE OBSTRUCTION REMOVED (EXCEPT WHEN BALL IN OR ON OBSTRUCTION)





**DIAGRAM #2 15.2a: BALL IN OR ON MOVABLE OBSTRUCTION**

- When a ball is in or on a movable obstruction (such as a towel) anywhere on the course, free relief may be taken by lifting the ball, removing the movable obstruction and dropping a ball, except on the putting green where the ball is placed.
- The reference point for taking relief is the estimated point right under where the ball was at rest in or on the movable obstruction.
- The relief area is one club-length from the reference point, is not nearer to the hole than the reference point and must be in the same area of the course as the reference point.

(3) **Relief When Ball Is in or on Movable Obstruction on Putting Green.** The player may take free relief by:

- Lifting the ball and removing the *movable obstruction*, and
- Placing the original ball or another ball on the estimated spot right under where the ball was at rest in or on the *movable obstruction*, using the procedures for *replacing* a ball under Rule 14.2b(2) and 14.2e.

**15.2b Relief for Ball Not Found but in or on Movable Obstruction**

If a player's ball has not been found and it is *known or virtually certain* that it came to rest in or on a *movable obstruction* on the *course*, the player may use this relief option instead of taking *stroke-and-distance* relief:

## Rule 15

- The player may take free relief under Rule 15.2a(2) or 15.2a(3), using the estimated point right under where the ball last crossed the edge of the *movable obstruction* on the *course* as the reference point.
- Once the player puts another ball *in play* to take relief in this way:
  - » The original ball is no longer *in play* and must not be played.
  - » This is true even if it is then found on the *course* before the end of the three-minute search time (see Rule 6.3b).

**But** if it is not *known or virtually certain* that the ball came to rest in or on a *movable obstruction* and the ball is *lost*, the player must take *stroke-and-distance* relief under Rule 18.2.

**Penalty for Playing Ball from a Wrong Place in Breach of Rule 15.2: General Penalty Under Rule 14.7a.**

### 15.3 Ball or Ball-Marker Helping or Interfering with Play

#### 15.3a Ball on Putting Green Helping Play

Rule 15.3a applies only to a ball at rest on the *putting green*, not anywhere else on the *course*.

If a player reasonably believes that a ball on the *putting green* might help anyone's play (such as by serving as a possible backstop near the *hole*), the player may:

- *Mark* the spot of the ball and lift it under Rule 13.1b if it is their own ball, or if the ball belongs to another player, require the other player to *mark* the spot and lift the ball (see Rule 14.1).
- The lifted ball must be *replaced* on its original spot (see Rule 14.2).

In *stroke play* only:

- A player who is required to lift a ball may play first instead, and
- If two or more players agree to leave a ball in place to help any player, and that player then makes a *stroke* with the helping ball left in place, each player who made the agreement gets the **general penalty (two penalty strokes)**.

**See Committee Procedures, Section 5I** (guidance on best practice to help prevent “backstopping”).

### 15.3b Ball Anywhere on Course Interfering with Play

- (1) **Meaning of Interference by Another Player's Ball.** Interference under this Rule exists when another player's ball at rest:
- Might interfere with the player's area of intended *stance* or area of intended swing,
  - Is on or close to the player's *line of play* such that, given the intended *stroke*, there is a reasonable chance the player's ball in motion could hit that ball, or
  - Is close enough to distract the player in making the *stroke*.
- (2) **When Relief Is Allowed from Interfering Ball.** If a player reasonably believes that another player's ball anywhere on the *course* might interfere with the player's own play:
- The player may require the other player to *mark* the spot and lift the ball (see Rule 14.1), and the ball must not be cleaned (**except** when lifted from the *putting green* under Rule 13.1b) and must be *replaced* on its original spot (see Rule 14.2).
  - If the other player does not *mark* the spot before lifting the ball or cleans the lifted ball when not allowed, they get **one penalty stroke**.
  - In *stroke play* only, a player required to lift their ball under this Rule may play first instead.

A player is not allowed to lift their ball under this Rule based only on the player's own belief that the ball might interfere with another player's play.

If the player lifts their ball when not required to do so by the other player (**except** when lifting the ball on the *putting green* under Rule 13.1b), the player gets **one penalty stroke**.

### 15.3c Ball-Marker Helping or Interfering with Play

If a *ball-marker* might help or interfere with play, a player may:

- Move the *ball-marker* out of the way if it is their own, or
- If the *ball-marker* belongs to another player, require that player to move the *ball-marker* out of the way, for the same reasons as they may require a ball to be lifted under Rules 15.3a and 15.3b.



## Rule 15

The *ball-marker* must be moved out of the way to a new spot measured from its original spot, such as by using one or more clubhead-lengths.

When moving the *ball-marker* back, the player should do so by measuring from the new spot and reversing the steps used to move the *ball-marker* out of the way.

The same process should be applied if a player *moved* an interfering ball out of the way by measuring from the ball.

### **Penalty for Breach of Rule 15.3: General Penalty.**

This penalty also applies if the player:

- Makes a *stroke* without waiting for a helping ball or *ball-marker* to be lifted or moved after becoming aware that another player (1) intended to lift or move it under this Rule or (2) had required someone else to do so, or
- Refuses to lift their ball or move their *ball-marker* when required to do so and a *stroke* is then made by the other player whose play might have been helped or interfered with.

### **Penalty for Playing Ball from a Wrong Place in Breach of Rule 15.3: General Penalty Under Rule 14.7a.**

# RULE 16

## Relief from Abnormal Course Conditions (Including Immovable Obstructions), Dangerous Animal Condition, Embedded Ball

### Purpose of Rule:

Rule 16 covers when and how the player may take free relief by playing a ball from a different place, such as when there is interference by an abnormal course condition or a dangerous animal condition.

- These conditions are not treated as part of the challenge of playing the course, and free relief is generally allowed except in a penalty area.
- The player normally takes relief by dropping a ball in a relief area based on the nearest point of complete relief.

This Rule also covers free relief when a player's ball is embedded in its own pitch-mark in the general area.

### 16.1 Abnormal Course Conditions (Including Immovable Obstructions)

This Rule covers free relief that is allowed from interference by *animal holes*, *ground under repair*, *immovable obstructions* or *temporary water*:

- These are collectively called *abnormal course conditions*, but each has a separate definition.
- This Rule does not give relief from *movable obstructions* (a different type of free relief is allowed under Rule 15.2a) or *boundary objects* or *integral objects* (no free relief is allowed).

#### 16.1a When Relief Is Allowed

(1) **Meaning of Interference by Abnormal Course Condition.** Interference exists when any one of these is true:

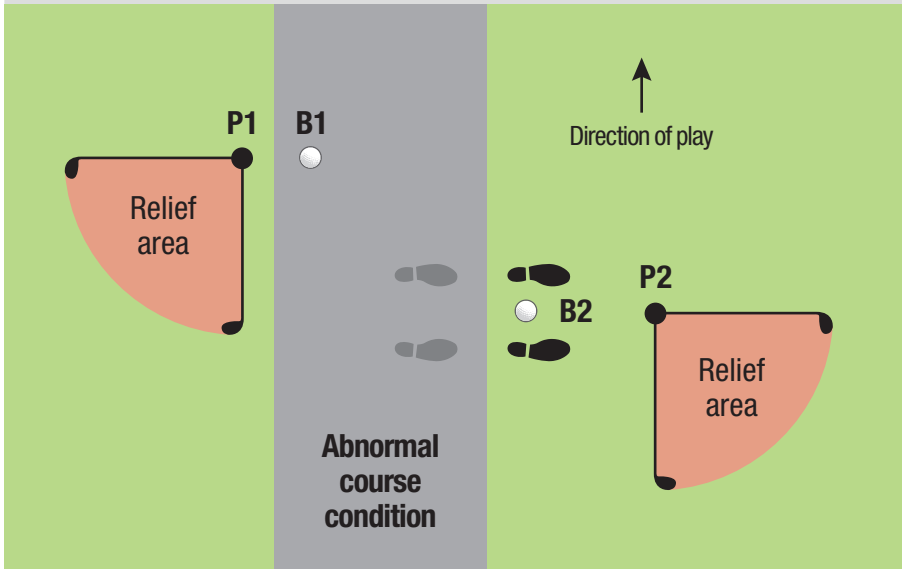
- The player's ball touches or is in or on an *abnormal course condition*,
- An *abnormal course condition* physically interferes with the player's area of intended *stance* or area of intended swing, or
- Only when the ball is on the *putting green*, an *abnormal course condition* on or off the *putting green* intervenes on the *line of play*.

If the *abnormal course condition* is close enough to distract the player but does not meet any of these requirements, there is no interference under this Rule.

## Rule 16

See **Committee Procedures, Section 8; Model Local Rule F-6** (the *Committee* may adopt a Local Rule denying relief from an *abnormal course condition* that only interferes with the area of intended *stance*).

### DIAGRAM 16.1a: WHEN RELIEF IS ALLOWED FOR ABNORMAL COURSE CONDITION



- The diagram assumes the player is right-handed.
- Free relief is allowed for interference by an abnormal course condition (ACC), including an immovable obstruction, when the ball touches or lies in or on the condition (B1), or the condition interferes with the area of intended stance (B2) or swing.
- The nearest point of complete relief for B1 is P1, and is very close to the condition.
- For B2, the nearest point of complete relief is P2, and is farther from the condition as the stance has to be clear of the ACC.

(2) **Relief Allowed Anywhere on Course Except When Ball Is in Penalty Area.** Relief from interference by an *abnormal course condition* is allowed under Rule 16.1 only when both:

- The *abnormal course condition* is on the *course* (not *out of bounds*), and
- The ball is anywhere on the *course*, **except** in a *penalty area* (where the player's only relief is under Rule 17).

(3) **No Relief When Clearly Unreasonable.** There is no relief under Rule 16.1:

- When playing the ball as it lies is clearly unreasonable because of something from which the player is not allowed to take free relief (such as when a player is unable to make a *stroke* because of where the ball lies in a bush), or
- When interference exists only because a player chooses a club, type of *stance* or swing or direction of play that is clearly unreasonable under the circumstances.

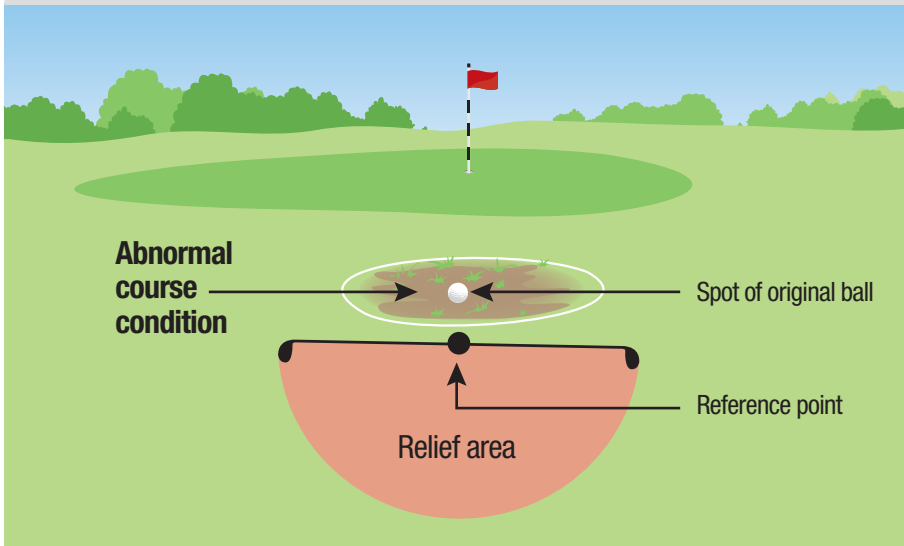
**See Committee Procedures, Section 8; Model Local Rule F-23** (the *Committee* may adopt a *Local Rule* allowing free relief from interference by temporary immovable obstructions on or off the *course*).

### 16.1b Relief for Ball in General Area

If a player's ball is in the *general area* and there is interference by an *abnormal course condition* on the *course*, the player may take free relief by *dropping* the original ball or another ball in this *relief area* (see Rule 14.3):

- Reference Point: The *nearest point of complete relief* in the *general area*.
- Size of Relief Area Measured from Reference Point: One *club-length*, **but** with these limits:
- Limits on Location of Relief Area:
  - » Must be in the *general area*,
  - » Must not be nearer the *hole* than the reference point, and
  - » There must be complete relief from all interference by the *abnormal course condition*.

**DIAGRAM 16.1b: FREE RELIEF FROM ABNORMAL COURSE CONDITION IN GENERAL AREA**



- Free relief is allowed when the ball is in the general area and there is interference by an abnormal course condition.
- The nearest point of complete relief should be identified and a ball must be dropped in and come to rest in the relief area.
- The relief area is one club-length from the reference point, is not nearer to the hole than the reference point and must be in the general area.
- When taking relief, the player must take complete relief from all interference by the abnormal course condition.

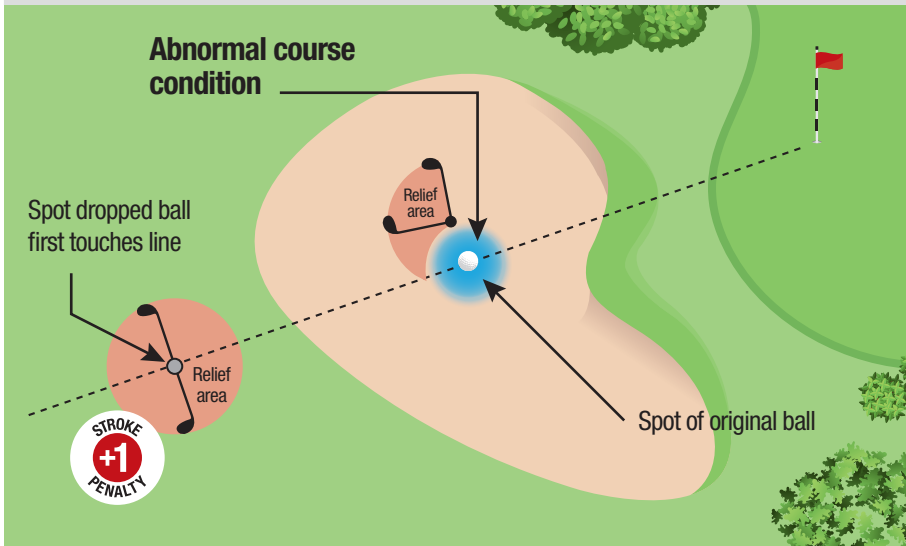
**16.1c Relief for Ball in Bunker**

If a player's ball is in a *bunker* and there is interference by an *abnormal course condition* on the *course*, the player may take either free relief under (1) or penalty relief under (2):

**(1) Free Relief: Playing from Bunker.** The player may take free relief under Rule 16.1b, **except** that:

- The *nearest point of complete relief* and the *relief area* must be in the *bunker*.
- If there is no such *nearest point of complete relief* in the *bunker*, the player may still take this relief by using the *point of maximum available relief* in the *bunker* as the reference point.

### DIAGRAM 16.1c: RELIEF FROM ABNORMAL COURSE CONDITION IN BUNKER



- The diagram assumes a right-handed player.
- When there is interference from an abnormal course condition in a bunker, free relief may be taken in the bunker under Rule 16.1b or back-on-the-line relief may be taken outside the bunker for one penalty stroke.
- Relief outside the bunker is taken by dropping a ball on a spot that keeps the spot of the original ball between the hole and that spot.
- The relief area is one club-length in any direction from the spot where the ball first touches the ground when dropped.

(2) **Penalty Relief: Playing from Outside Bunker (Back-on-the-Line Relief).** For **one penalty stroke**, the player may *drop* the original ball or another ball (see Rule 14.3) outside that *bunker*, keeping the spot of the original ball between the *hole* and the spot where the ball is *dropped* (with no limit on how far back the ball may be *dropped*). The spot on the line where the ball first touches the ground when *dropped* creates a *relief area* that is one *club-length* in any direction from that point, **but** with these limits:

- Limits on Location of Relief Area:
  - » Must not be nearer the *hole* than the spot of the original ball, and
  - » May be in any *area of the course* except the same *bunker*, **but**
  - » Must be in the same *area of the course* that the ball first touched when *dropped*.

## Rule 16

### 16.1d Relief for Ball on Putting Green

If a player's ball is on the *putting green* and there is interference by an *abnormal course condition* on the *course*, the player may take free relief by placing the original ball or another ball on the spot of the *nearest point of complete relief*, using the procedures for *replacing* a ball under Rules 14.2b(2) and 14.2e.

- The *nearest point of complete relief* must be either on the *putting green* or in the *general area*.
- If there is no such *nearest point of complete relief*, the player may still take this free relief by using the *point of maximum available relief* as the reference point, which must be either on the *putting green* or in the *general area*.

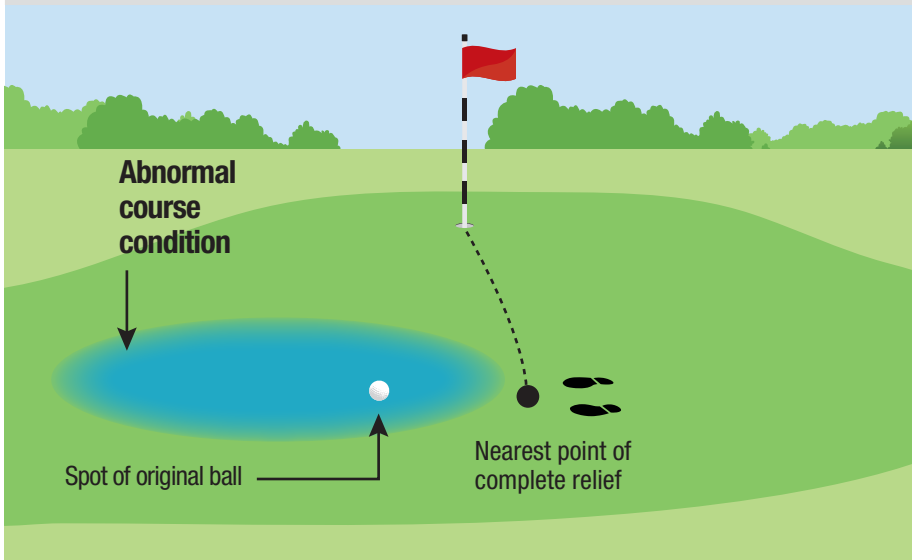
### 16.1e Relief for Ball Not Found but in or on Abnormal Course Condition

If a player's ball has not been found and it is *known or virtually certain* that the ball came to rest in or on an *abnormal course condition* on the *course*, the player may use this relief option instead of taking *stroke-and-distance* relief:

- The player may take relief under Rule 16.1b, c or d, using the estimated point where the ball last crossed the edge of the *abnormal course condition* on the *course* as the spot of the ball for purposes of finding the *nearest point of complete relief*.
- Once the player puts another ball *in play* to take relief in this way:
  - » The original ball is no longer *in play* and must not be played.
  - » This is true even if it is then found on the *course* before the end of the three-minute search time (see Rule 6.3b).

**But** if it is not *known or virtually certain* that the ball came to rest in or on an *abnormal course condition* and the ball is *lost*, the player must take *stroke-and-distance* relief under Rule 18.2.

### DIAGRAM 16.1d: FREE RELIEF FROM ABNORMAL COURSE CONDITION ON PUTTING GREEN



- The diagram assumes the player is left-handed.
- When a ball is on the putting green and there is interference by an abnormal course condition, free relief may be taken by placing a ball on the nearest point of complete relief.
- The nearest point of complete relief must be either on the putting green or in the general area.

### 16.1f Relief Must Be Taken from Interference by No Play Zone in Abnormal Course Condition

In each of these situations, the ball must not be played as it lies:

#### (1) Relief When Ball Is in No Play Zone Anywhere on Course Except Penalty Area.

If the player's ball is in a *no play zone* in or on an *abnormal course condition* in the *general area*, in a *bunker* or on the *putting green*:

- No Play Zone in General Area. The player must take free relief under Rule 16.1b.
- No Play Zone in Bunker. The player must take free relief or penalty relief under Rule 16.1c(1) or (2).
- No Play Zone on Putting Green. The player must take free relief under Rule 16.1d.



## Rule 16

- (2) **Relief When No Play Zone Interferes with Stance or Swing for Ball Anywhere on Course Except Penalty Area.** If a player's ball is outside a *no play zone* and is in the *general area*, in a *bunker* or on the *putting green*, and a *no play zone* (whether in an *abnormal course condition* or in a *penalty area*) interferes with the player's area of intended *stance* or area of intended swing, the player must either:
- Take relief if allowed under Rule 16.1b, c or d, depending on whether the ball is in the *general area*, in a *bunker* or on the *putting green*, or
  - Take unplayable ball relief under Rule 19.

For what to do when there is interference by a *no play zone* for a ball in a *penalty area*, see Rule 17.1e.

**Penalty for Playing Ball from a Wrong Place in Breach of Rule 16.1: General Penalty Under Rule 14.7a.**

### 16.2 Dangerous Animal Condition

#### 16.2a When Relief Is Allowed

A “dangerous *animal* condition” exists when a dangerous *animal* (such as venomous snakes, stinging bees, alligators, fire ants or bears) near a ball could cause serious physical injury to the player if they had to play the ball as it lies.

A player may take relief under Rule 16.2b from interference by a dangerous *animal* condition no matter where their ball is on the *course*.

This Rule does not apply to other situations on the *course* that could cause physical harm (such as a cactus).

#### 16.2b Relief for Dangerous Animal Condition

When there is interference by a dangerous *animal* condition:

- (1) **When Ball Is Anywhere Except Penalty Area.** The player may take relief under Rule 16.1b, c or d, depending on whether the ball is in the *general area*, in a *bunker* or on the *putting green*.
- (2) **When Ball Is in Penalty Area.** The player may take free relief or penalty relief:
- **Free Relief: Playing from Inside Penalty Area.** The player may take free relief under Rule 16.1b, **except** that the *nearest point of complete relief* and the *relief area* must be in the *penalty area*.

- **Penalty Relief: Playing from Outside Penalty Area.**
  - » The player may take penalty relief under Rule 17.1d.
  - » If there is interference by a dangerous *animal* condition where the ball would be played after taking this penalty relief outside the *penalty area*, the player may take further relief under (1) without additional penalty.

**(3) No Relief When Clearly Unreasonable.** There is no free relief under Rule 16.2b:

- When playing the ball as it lies is clearly unreasonable because of something from which the player is not allowed to take free relief (such as when a player is unable to make a *stroke* because of where the ball lies in a bush).
- When interference exists only because a player chooses a club, type of *stance* or swing or direction of play that is clearly unreasonable under the circumstances.

For purposes of this Rule, the *nearest point of complete relief* means the nearest point (not nearer the *hole*) where the dangerous *animal* condition does not exist.

**Penalty for Playing Ball from a Wrong Place in Breach of Rule 16.2: General Penalty Under Rule 14.7a.**

## 16.3 Embedded Ball

### 16.3a When Relief Is Allowed

- (1) Ball Must Be Embedded in General Area.** Relief is allowed under Rule 16.3b only when a player's ball is *embedded* in the *general area*.
- There is no relief under this Rule if the ball is *embedded* anywhere except in the *general area*.
  - **But** if the ball is *embedded* on the *putting green*, the player may *mark* the spot of the ball and lift and clean the ball, repair the damage caused by the ball's impact, and *replace* the ball on its original spot (see Rule 13.1c(2)).

**Exceptions – When Relief Not Allowed for Ball Embedded in General Area:** There is no relief under Rule 16.3b:

- When the ball is *embedded* in sand in a part of the *general area* that is not cut to fairway height or less, or
- When playing the ball as it lies is clearly unreasonable because of something from which the player is not allowed to take free relief (such as when a player is unable to make a *stroke* because of where the ball lies in a bush).

## Rule 16

(2) **Determining Whether Ball Is Embedded.** A player's ball is *embedded* only if:

- It is in its own pitch-mark made as a result of the player's previous *stroke*, and
- Part of the ball is below the level of the ground.

If the player cannot tell for sure whether the ball is in its own pitch-mark or a pitch-mark made by another ball, the player may treat the ball as *embedded* if it is reasonable to conclude from the available information that the ball is in its own pitch-mark.

A ball is not *embedded* if it is below the level of the ground as a result of anything other than the player's previous *stroke*, such as when:

- The ball is pushed into the ground by someone stepping on it,
- The ball is driven straight into the ground without becoming airborne, or
- The ball was *dropped* in taking relief under a Rule.

### DIAGRAM 16.3a: WHEN A BALL IS EMBEDDED



#### Ball is embedded

Part of the ball (embedded in its own pitch-mark) is below the level of the ground.

← Level of Ground



#### Ball is embedded

Despite the fact that the ball is not touching the soil, part of the ball (embedded in its own pitch-mark) is below the level of the ground.



#### Ball is NOT embedded

Even though the ball is sitting down in the grass, relief is not available because no part of the ball is below the level of the ground.

### 16.3b Relief for Embedded Ball

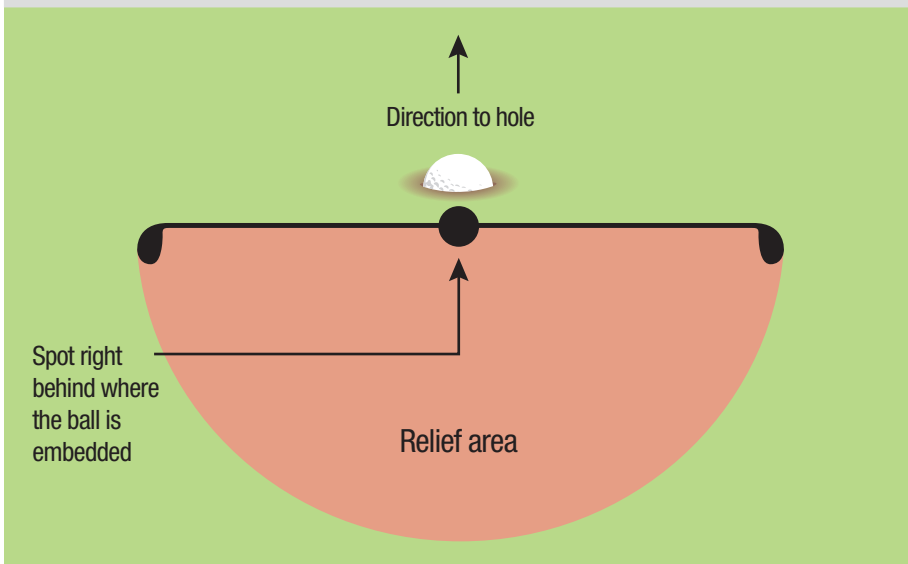
When a player's ball is *embedded* in the *general area* and relief is allowed under Rule 16.3a, the player may take free relief by *dropping* the original ball or another ball in this *relief area* (see Rule 14.3):

- **Reference Point:** The spot in the *general area* right behind where the ball is *embedded*.
- **Size of Relief Area Measured from Reference Point:** One *club-length*, **but** with these limits:
  - » Must be in the *general area*, and
  - » Must not be nearer the *hole* than the reference point.

See **Committee Procedures, Section 8; Model Local Rule F-2** (the *Committee* may adopt a *Local Rule* allowing relief only for a ball *embedded* in an area cut to fairway height or less).

**Penalty for Playing a Ball from a Wrong Place in Breach of Rule 16.3: General Penalty Under Rule 14.7a.**

**DIAGRAM 16.3b: FREE RELIEF FOR EMBEDDED BALL**



- When a ball is embedded in the *general area*, free relief may be taken.
- The reference point for taking relief is the spot in the *general area* right behind where the ball is embedded.
- The relief area is one *club-length* from the reference point, is not nearer to the *hole* than the reference point and must be in the *general area*.
- A ball must be dropped in and come to rest in the relief area.

### 16.4 Lifting Ball to See If It Lies in Condition Where Relief Allowed

If a player reasonably believes that their ball lies in a condition where free relief is allowed under Rule 15.2, 16.1 or 16.3, but cannot decide that without lifting the ball:

- The player may lift the ball to see if relief is allowed, **but**
- The spot of the ball must first be *marked*, and the lifted ball must not be cleaned (**except** on the *putting green*) (see Rule 14.1).

If the player lifts the ball without having this reasonable belief (**except** on the *putting green* where the player may lift under Rule 13.1b), they get **one penalty stroke**.

If relief is allowed and the player takes relief, there is no penalty even if the player did not *mark* the spot of the ball before lifting it or cleaned the lifted ball.

If relief is not allowed, or if the player chooses not to take relief that is allowed:

- The player gets **one penalty stroke** if they did not *mark* the spot of the ball before lifting it or cleaned the lifted ball when not allowed, and
- The ball must be *replaced* on its original spot (see Rule 14.2).

**Penalty for Playing Ball from a *Wrong Place* in Breach of Rule 16.4: *General Penalty Under Rule 14.7a.***





VII

# Penalty Relief

## **RULES 17-19**



# RULE 17

## Penalty Areas

### Purpose of Rule:

Rule 17 is a specific Rule for penalty areas, which are bodies of water or other areas defined by the Committee where a ball is often lost or unable to be played. For one penalty stroke, players may use specific relief options to play a ball from outside the penalty area.

### 17.1 Options for Ball in Penalty Area

*Penalty areas* are defined as either red or yellow. This affects the player's relief options (see Rule 17.1d).

A player may stand in a *penalty area* to play a ball outside the *penalty area*, including after taking relief from the *penalty area*.

#### 17.1a When Ball Is in Penalty Area

A ball is in a *penalty area* when any part of the ball:

- Lies on or touches the ground or anything else (such as any natural or artificial object) inside the edge of the *penalty area*, or
- Is above the edge or any other part of the *penalty area*.

If part of the ball is both in a *penalty area* and in another *area of the course*, see Rule 2.2c.

#### 17.1b Player May Play Ball as It Lies in Penalty Area or Take Penalty Relief

The player may either:

- Play the ball as it lies without penalty, under the same Rules that apply to a ball in the *general area* (which means there are no special Rules limiting how a ball may be played from a *penalty area*), or
- Play a ball from outside the *penalty area* by taking penalty relief under Rule 17.1d or 17.2.

**Exception – Relief Must Be Taken from Interference by No Play Zone in Penalty Area (see Rule 17.1e).**

### 17.1c Relief for Ball Not Found but in Penalty Area

If a player's ball has not been found and it is *known or virtually certain* that the ball came to rest in a *penalty area*:

- The player may take penalty relief under Rule 17.1d or 17.2.
- Once the player puts another ball *in play* to take relief in this way:
  - » The original ball is no longer *in play* and must not be played.
  - » This is true even if it is then found on the *course* before the end of the three-minute search time (see Rule 6.3b).

**But** if it is not *known or virtually certain* that the ball came to rest in a *penalty area* and the ball is *lost*, the player must take *stroke-and-distance relief* under Rule 18.2.

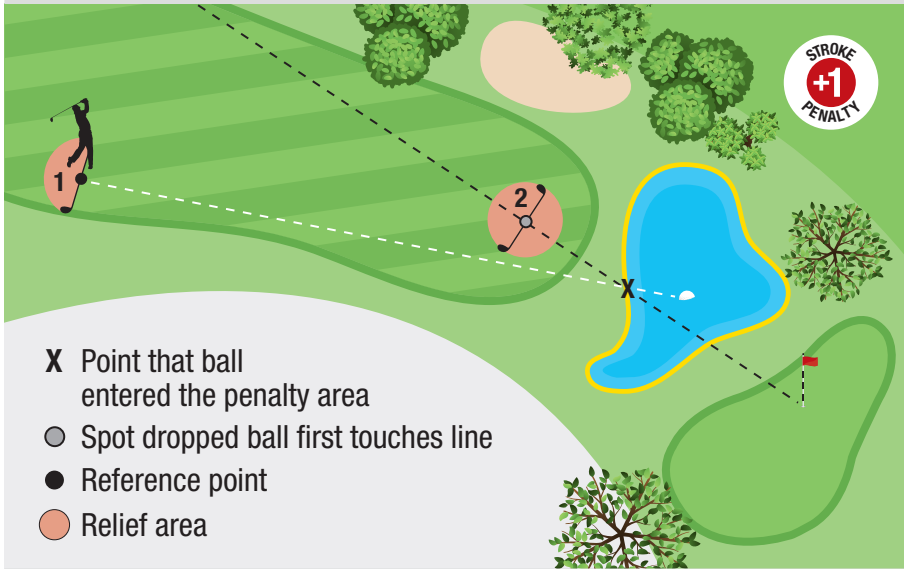
### 17.1d Relief for Ball in Penalty Area

If a player's ball is in a *penalty area*, including when it is *known or virtually certain* to be in a *penalty area* even though not found, the player has these relief options, each for **one penalty stroke**:

- (1) **Stroke-and-Distance Relief.** The player may play the original ball or another ball from where the previous *stroke* was made (see Rule 14.6).
- (2) **Back-on-the-Line Relief.** The player may *drop* the original ball or another ball (see Rule 14.3) outside the *penalty area*, keeping the estimated point where the original ball last crossed the edge of the *penalty area* between the *hole* and the spot where the ball is *dropped* (with no limit as to how far back the ball may be *dropped*). The spot on the line where the ball first touches the ground when *dropped* creates a *relief area* that is one *club-length* in any direction from that point, **but** with these limits:
  - Limits on Location of Relief Area:
    - » Must not be nearer the *hole* than the estimated point where the original ball last crossed the edge of the *penalty area*, and
    - » May be in any *area of the course* except the same *penalty area*, **but**
    - » Must be in the same *area of the course* that the ball first touched when *dropped*.



DIAGRAM #1 17.1d: RELIEF FOR BALL IN YELLOW PENALTY AREA

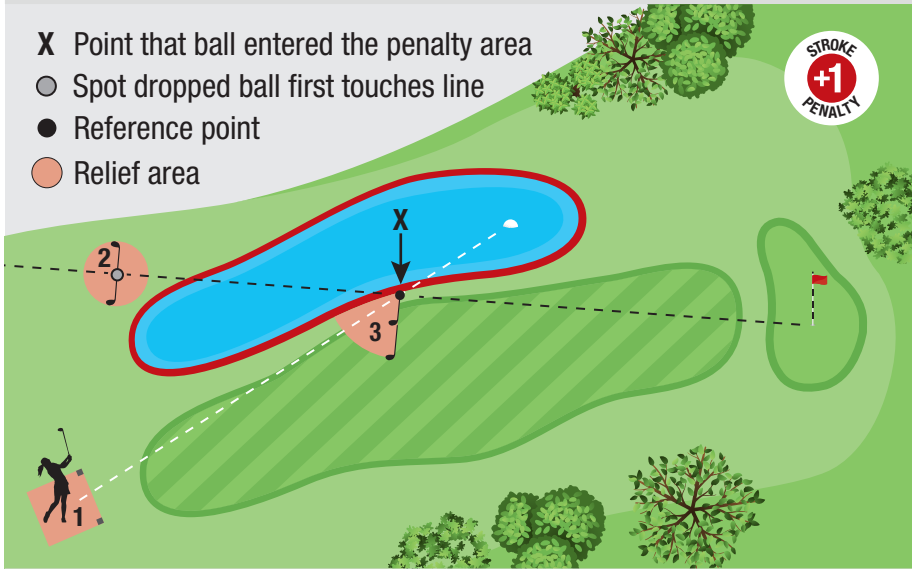


- X Point that ball entered the penalty area
- Spot dropped ball first touches line
- Reference point
- Relief area

When it is known or virtually certain that a ball is in a yellow penalty area and the player wishes to take relief, the player has **two** options, each for one penalty stroke. The player may:

- (1) Take stroke-and-distance relief by playing a ball from a relief area based on where the previous stroke was made.
- (2) Take back-on-the-line relief by dropping a ball outside the penalty area, keeping point X between the hole and the spot where the ball is dropped.

### DIAGRAM #2 17.1d: RELIEF FOR BALL IN RED PENALTY AREA



**X** Point that ball entered the penalty area

○ Spot dropped ball first touches line

● Reference point

○ Relief area

When it is known or virtually certain that a ball is in a red penalty area and the player wishes to take relief, the player has **three** options, each for one penalty stroke. The player may:

- (1) Take stroke-and-distance relief by playing a ball from a relief area based on where the previous stroke was made.
- (2) Take back-on-the-line relief by dropping a ball outside the penalty area, keeping point X between the hole and the spot where the ball is dropped.
- (3) Take lateral relief (red penalty area only). The reference point for taking relief is point X, and a ball must be dropped in and played from the two club-length relief area, which is no nearer the hole than point X.

**(3) Lateral Relief (Only for Red Penalty Area).** When the ball last crossed the edge of a red *penalty area*, the player may *drop* the original ball or another ball in this lateral *relief area* (see Rule 14.3):

- Reference Point: The estimated point where the original ball last crossed the edge of the red *penalty area*.
- Size of Relief Area Measured from Reference Point: Two *club-lengths*, **but** with these limits:

## Rule 17

- Limits on Location of Relief Area:
  - » Must not be nearer the *hole* than the reference point, and
  - » May be in any *area of the course* except the same *penalty area*, **but**
  - » If more than one *area of the course* is located within two *club-lengths* of the reference point, the ball must come to rest in the *relief area* in the same *area of the course* that the ball first touched when *dropped* in the *relief area*.

**See Rule 25.4m** (for players who use a wheeled mobility device, Rule 17.1d(3) is modified to expand the lateral *relief area* to four *club-lengths*).

**See Committee Procedures, Section 8; Model Local Rule B-2** (the *Committee* may adopt a Local Rule allowing lateral relief on the opposite side of a red *penalty area* at an equal distance from the *hole*).

### 17.1e Relief Must Be Taken from Interference by No Play Zone in Penalty Area

In each of these situations, the player must not play the ball as it lies:

- (1) **When Ball Is in No Play Zone in Penalty Area.** The player must take penalty relief under Rule 17.1d or 17.2.

If the player has interference from a *no play zone* after taking relief under this Rule, the ball must not be played as it lies. Instead, the player must take further relief under Rule 16.1f(2).

- (2) **When No Play Zone on Course Interferes with Stance or Swing for Ball in Penalty Area.** If a player's ball is in a *penalty area*, and is outside a *no play zone* but a *no play zone* (whether in an *abnormal course condition* or in a *penalty area*) interferes with their area of intended *stance* or area of intended swing, the player must either:

- Take penalty relief outside the *penalty area* under Rule 17.1d or 17.2, or
- Take free relief by *dropping* the original ball or another ball in this *relief area* (if it exists) in the *penalty area* (see Rule 14.3):
  - » Reference Point: The *nearest point of complete relief* from the *no play zone*.
  - » Size of Relief Area Measured from Reference Point: One *club-length*, **but** with these limits:
  - » Limits on Location of Relief Area:
    - Must be in the same *penalty area* where the ball lies, and
    - Must not be nearer the *hole* than the reference point.

(3) **No Relief When Clearly Unreasonable.** There is no free relief from interference by the *no play zone* under (2):

- When playing the ball as it lies is clearly unreasonable because of something from which the player is not allowed to take free relief (such as when a player is unable to make a *stroke* because of where the ball lies in a bush), or
- When interference exists only because the player chooses a club, type of *stance* or swing, or direction of play that is clearly unreasonable under the circumstances.

For what to do when there is interference by a *no play zone* for a ball anywhere except in a *penalty area*, see Rule 16.1f.

**Penalty for Playing Ball from a Wrong Place in Breach of Rule 17.1: General Penalty Under Rule 14.7a.**

## 17.2 Options After Playing Ball from Penalty Area

### 17.2a When Ball Played from Penalty Area Comes to Rest in Same or Another Penalty Area

If a ball played from a *penalty area* comes to rest in the same *penalty area* or another *penalty area*, the player may play the ball as it lies (see Rule 17.1b).

Or, for **one penalty stroke**, the player may take relief under any of these options:

(1) **Normal Relief Options.** The player may take *stroke-and-distance* relief under Rule 17.1d(1), back-on-the-line relief under Rule 17.1d(2) or, for a red *penalty area*, lateral relief under Rule 17.1d(3).

Under Rule 17.1d(2) or (3), the estimated point used to determine the *relief area* is where the original ball last crossed the edge of the *penalty area* where the ball now lies.

If the player takes *stroke-and-distance* relief by *dropping* a ball in the *penalty area* (see Rule 14.6) and then decides not to play the *dropped* ball from where it comes to rest:

- The player may take further relief outside the *penalty area* under Rule 17.1d(2) or (3) (for a red *penalty area*) or under Rule 17.2a(2).
- If the player does so, they get **one more penalty stroke**, for a total of **two penalty strokes**: one stroke for taking *stroke-and-distance* relief, and one stroke for taking relief outside the *penalty area*.

(2) **Extra Relief Option: Playing from Where Last Stroke Made Outside a Penalty Area.** Instead of using one of the normal relief options under (1), the player may choose to play the original ball or another ball from where they made the last *stroke* from outside a *penalty area* (see Rule 14.6).

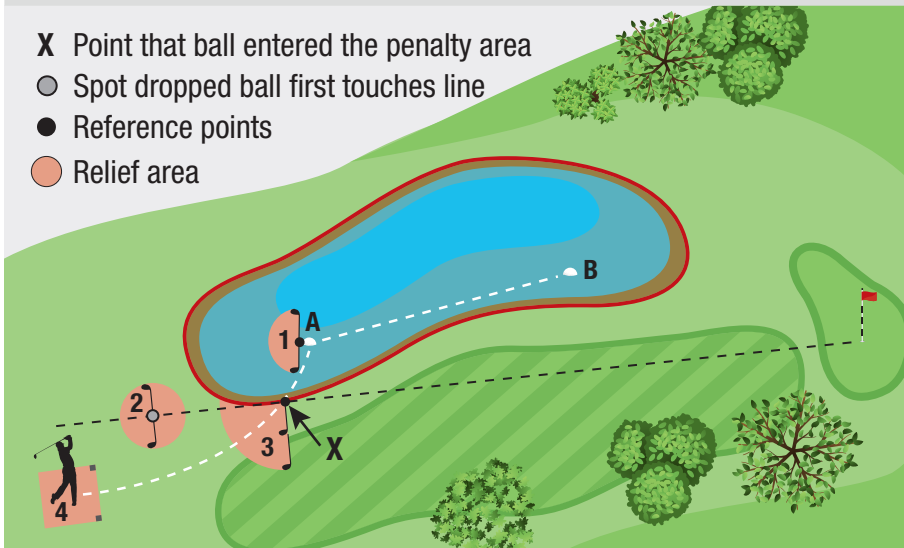
**DIAGRAM #1 17.2a: BALL PLAYED FROM PENALTY AREA COMES TO REST IN SAME PENALTY AREA**

**X** Point that ball entered the penalty area

○ Spot dropped ball first touches line

● Reference points

○ Relief area



A player plays from the teeing area to point A in the penalty area. The player plays the ball from point A to point B. If the player chooses to take relief, for one penalty stroke there are **four options**. The player may:

- (1) Take stroke-and-distance relief by playing a ball from a relief area based on where the previous stroke was made at point A, and is playing their 4<sup>th</sup> shot.
- (2) Take back-on-the-line relief by dropping a ball outside the penalty area, keeping point X between the hole and the spot on which the ball is dropped, and is playing their 4<sup>th</sup> shot.
- (3) Take lateral relief (red penalty area only). The reference point for taking relief is point X, and a ball must be dropped in and played from the two club-length relief area, which is no nearer the hole than point X, and is playing their 4<sup>th</sup> shot.
- (4) Play a ball from the teeing area as that was where they made the last stroke from outside the penalty area, and is playing their 4<sup>th</sup> shot.

If the player chooses option (1) and then decides not to play the dropped ball, the player may take back-on-the-line relief or lateral relief in relation to point X, or play again from the teeing area, adding an additional penalty stroke for a total of two penalty strokes, and would be playing their 5<sup>th</sup> shot.

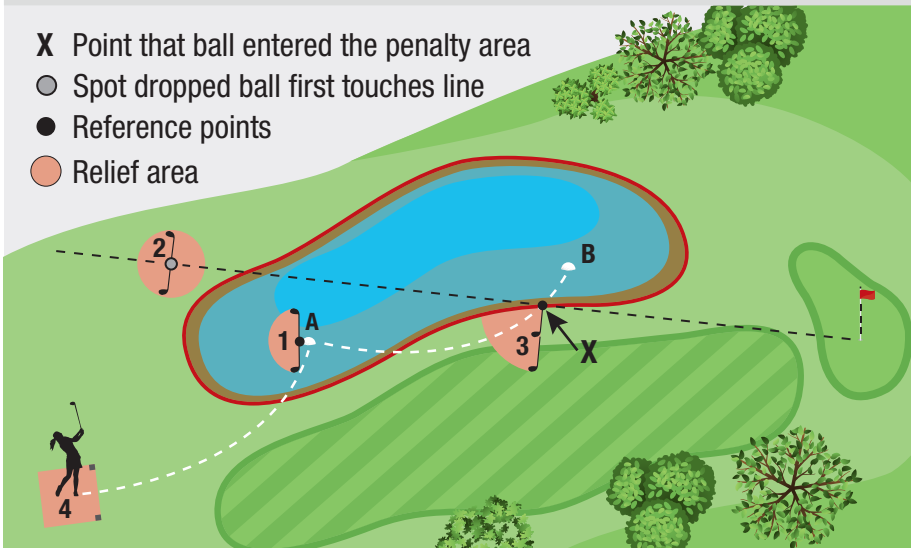
### DIAGRAM #2 17.2a: BALL PLAYED FROM PENALTY AREA COMES TO REST IN SAME PENALTY AREA HAVING EXITED AND RE-ENTERED

**X** Point that ball entered the penalty area

○ Spot dropped ball first touches line

● Reference points

○ Relief area



A player plays from the teeing area to point A in the penalty area. The player plays the ball from point A to point B, with the ball exiting the penalty area but crossing back into the penalty area at point X. If the player chooses to take relief, for one penalty stroke there are **four options**.

The player may:

- (1) Take stroke-and-distance relief by playing a ball from a relief area based on where the previous stroke was made at point A, and is playing their 4<sup>th</sup> shot.
- (2) Take back-on-the-line relief by dropping a ball outside the penalty area, keeping point X (the point where the ball last crossed the edge of the penalty area) between the hole and the spot on which the ball is dropped, and is playing their 4<sup>th</sup> shot.
- (3) Take lateral relief (red penalty area only). The reference point for taking relief is point X, and a ball must be dropped in and played from the two club-length relief area, which is no nearer the hole than point X, and is playing their 4<sup>th</sup> shot.
- (4) Play a ball from the teeing area as that was where they made the last stroke from outside the penalty area, and is playing their 4<sup>th</sup> shot.

If the player chooses option (1) and then decides not to play the dropped ball, the player may take back-on-the-line relief or lateral relief in relation to point X, or play again from the teeing area, adding an additional penalty stroke for a total of two penalty strokes, and would be playing their 5<sup>th</sup> shot.

### 17.2b When Ball Played from Penalty Area Is Lost, Out of Bounds or Unplayable Outside Penalty Area

After playing a ball from a *penalty area*, a player may sometimes be required or choose to take *stroke-and-distance* relief because the original ball is either:

- *Out of bounds* or *lost* outside the *penalty area* (see Rule 18.2), or
- Unplayable outside the *penalty area* (see Rule 19.2a).

If the player takes *stroke-and-distance* relief by *dropping* a ball in the *penalty area* (see Rule 14.6) and then decides not to play the *dropped* ball from where it comes to rest:

- The player may take further relief outside the *penalty area* under Rule 17.1d(2) or (3) (for a red *penalty area*) or under Rule 17.2a(2).
- If the player does so, they get **one more penalty stroke**, for a **total of two penalty strokes**: one stroke for taking *stroke-and-distance* relief, and one stroke for taking relief outside the *penalty area*.

The player may directly take such relief outside the *penalty area* without first *dropping* a ball in the *penalty area*, **but** still gets a **total of two penalty strokes**.

**Penalty for Playing Ball from a Wrong Place in Breach of Rule 17.2: General Penalty Under Rule 14.7a.**

### 17.3 No Relief Under Other Rules for Ball in Penalty Area

When a player's ball is in a *penalty area*, there is no relief for:

- Interference by an *abnormal course condition* (Rule 16.1),
- An *embedded* ball (Rule 16.3), or
- An unplayable ball (Rule 19).

The player's only relief option is to take penalty relief under Rule 17.

**But** when a dangerous *animal* condition interferes with the play of a ball in a *penalty area*, the player may take either free relief in the *penalty area* or penalty relief outside the *penalty area* (see Rule 16.2b(2)).

# RULE 18

## Stroke-and-Distance Relief; Ball Lost or Out of Bounds; Provisional Ball

### Purpose of Rule:

Rule 18 covers taking relief under penalty of stroke and distance. When a ball is lost outside a penalty area or comes to rest out of bounds, the required progression of playing from the teeing area to the hole is broken; the player must resume that progression by playing again from where the previous stroke was made.

This Rule also covers how and when a provisional ball may be played to save time when the ball in play might have gone out of bounds or be lost outside a penalty area.

### 18.1 Relief Under Penalty of Stroke and Distance Allowed at Any Time

At any time, a player may take *stroke-and-distance* relief by adding **one penalty stroke** and playing the original ball or another ball from where the previous *stroke* was made (see Rule 14.6).

The player always has this *stroke-and-distance* relief option:

- No matter where the player's ball is on the *course*, and
- Even when a Rule requires the player to take relief in a certain way or to play a ball from a certain place.

Once the player puts another ball *in play* under penalty of *stroke and distance* (see Rule 14.4):

- The original ball is no longer *in play* and must not be played.
- This is true even if the original ball is then found on the *course* before the end of the three-minute search time (see Rule 6.3b).

**But** this does not apply to a ball to be played from where the previous *stroke* was made when the player:

- Announces that they are playing a *provisional ball* (see Rule 18.3b), or
- Is playing a second ball in *stroke play* under Rule 14.7b or 20.1c(3).



## 18.2 Ball Lost or Out of Bounds: Stroke-and-Distance Relief Must Be Taken

### 18.2a When Ball Is Lost or Out of Bounds

- (1) **When Ball Is Lost.** A ball is *lost* if not found in three minutes after the player or their *caddie* begins to search for it.

If a ball is found in that time but it is uncertain whether it is the player's ball:

- The player must promptly attempt to identify the ball (see Rule 7.2) and is allowed a reasonable time to do so, even if that happens after the three-minute search time has ended.
- This includes a reasonable time to get to the ball if the player is not where the ball is found.

If the player does not identify their ball in that reasonable time, the ball is *lost*.

- (2) **When Ball Is Out of Bounds.** A ball at rest is *out of bounds* only when all of it is outside the boundary edge of the *course*.

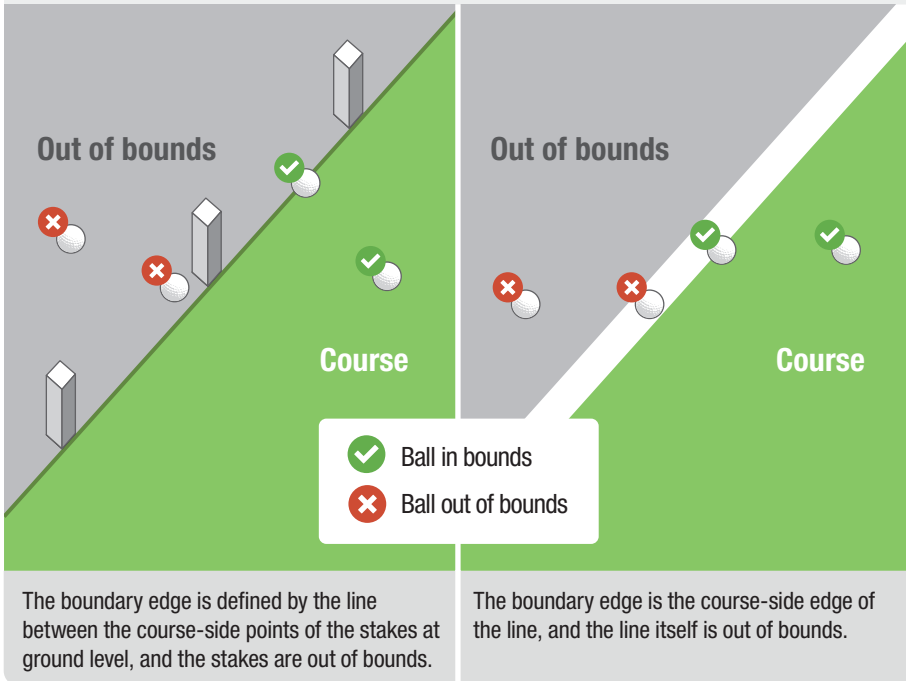
A ball is in bounds when any part of the ball:

- Lies on or touches the ground or anything else (such as any natural or artificial object) inside the boundary edge, or
- Is above the boundary edge or any other part of the *course*.

A player may stand *out of bounds* to play a ball on the *course*.

**DIAGRAM 18.2a: WHEN BALL IS OUT OF BOUNDS**

A ball is out of bounds only when all of it is outside the boundary edge of the course. The diagrams provide examples of when a ball is in bounds and out of bounds.

**18.2b What to Do When Ball Is Lost or Out of Bounds**

If a ball is *lost* or *out of bounds*, the player must take *stroke-and-distance* relief by adding **one penalty stroke** and playing the original ball or another ball from where the previous *stroke* was made (see Rule 14.6).

**Exception – Player May Substitute Another Ball Under Other Rule When It Is Known or Virtually Certain What Happened to Ball:** Instead of taking *stroke-and-distance* relief, the player may *substitute* another ball as allowed under a Rule that applies when their ball has not been found and it is *known or virtually certain* that the ball:

- Came to rest on the *course* and was *moved* by an *outside influence* (see Rule 9.6) or played as a *wrong ball* by another player (see Rule 6.3c(2)),
- Came to rest on the *course* in or on a *movable obstruction* (see Rule 15.2b) or an *abnormal course condition* (see Rule 16.1e),

## Rule 18

- Is in a *penalty area* (see Rule 17.1c), or
- Was deliberately deflected or stopped by any person (see Rule 11.2c).

**Penalty for Playing Ball from a *Wrong Place* in Breach of Rule 18.2: *General Penalty Under Rule 14.7a.***

### 18.3 Provisional Ball

#### 18.3a When Provisional Ball Is Allowed

If a ball might be *lost* outside a *penalty area* or might be *out of bounds*, to save time the player may play another ball provisionally under penalty of *stroke and distance* (see Rule 14.6). This includes when:

- The original ball has not been found and identified and is not yet *lost*,
- A ball might be *lost* in a *penalty area* but also might be *lost* somewhere else on the *course*, or
- A ball might be *lost* in a *penalty area* but might also be *out of bounds*.

If a player makes a *stroke* from where the previous *stroke* was made with the intent of playing a *provisional ball*, but a *provisional ball* was not allowed, the ball played is the player's ball *in play* under penalty of *stroke and distance* (see Rule 18.1).

If a *provisional ball* itself might be *lost* outside a *penalty area* or be *out of bounds*:

- The player may play another *provisional ball*.
- That *provisional ball* then has the same relationship to the first *provisional ball* as the first one has to the original ball.

#### 18.3b Announcing Play of Provisional Ball

Before the *stroke* is made, the player must announce to someone that they are going to play a *provisional ball*:

- It is not enough for the player only to say that they are playing another ball or are playing again.
- The player must use the word “provisional” or otherwise clearly indicate that they are playing the ball provisionally under Rule 18.3.

If the player does not announce to someone (even if they intended to play a *provisional ball*) and plays a ball from where the previous *stroke* was made, that ball is the player's ball *in play* under penalty of *stroke and distance* (see Rule 18.1).

**But** if there is no one nearby to hear the player's announcement, the player may play the *provisional ball* and then inform someone of their actions when possible to do so.

### 18.3c Playing Provisional Ball Until It Becomes the Ball in Play or Is Abandoned

- (1) **Playing Provisional Ball More Than Once.** The player may continue to play the *provisional ball* without it losing its status as a *provisional ball* so long as it is played from a spot that is the same distance or farther from the *hole* than where the original ball is estimated to be.

This is true even if the *provisional ball* is played several times.

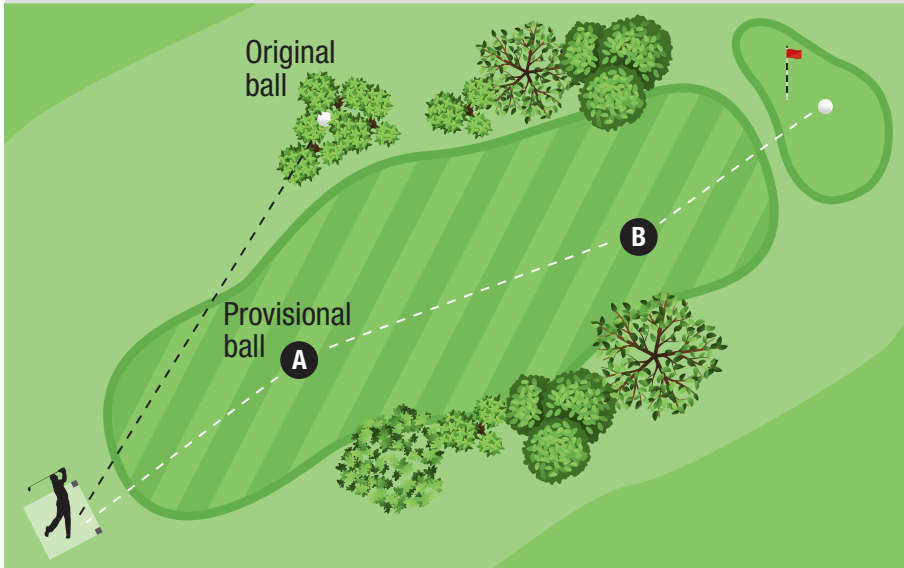
**But** it stops being a *provisional ball* when it becomes the ball *in play* under (2) or is abandoned under (3) and therefore becomes a *wrong ball*.

- (2) **When Provisional Ball Becomes Ball in Play.** The *provisional ball* becomes the player's ball *in play* under penalty of *stroke and distance* in either of these two cases:
- **When Original Ball Is Lost Anywhere on Course Except in Penalty Area or Is Out of Bounds.** The original ball is no longer *in play* (even if it is then found on the *course* after the end of the three-minute search time) and is now a *wrong ball* that must not be played (see Rule 6.3c).
  - **When Provisional Ball Is Played from Spot Nearer Hole Than Where Original Ball Is Estimated to Be.** The original ball is no longer *in play* (even if it is then found on the *course* before the end of the three-minute search time or is found nearer the *hole* than had been estimated) and is now a *wrong ball* that must not be played (see Rule 6.3c).

If the player plays a *provisional ball* into the same general location as the original ball and is unable to identify which ball is which:

- If only one of the balls is found on the *course*, that ball is treated as the *provisional ball*, which is now *in play*.
- If both balls are found on the *course*, the player must choose one of the balls to be treated as the *provisional ball*, which is now *in play*, and the other ball is treated as the original ball, which is no longer *in play*, and must not be played.

**DIAGRAM 18.3c: PROVISIONAL BALL PLAYED FROM SPOT NEARER HOLE THAN WHERE ORIGINAL BALL IS ESTIMATED TO BE**



- A player's original ball played from the teeing area may be lost in a bush, so the player announces and plays a provisional ball, and it comes to rest at point A.
- As point A is farther from the hole than where the original ball is estimated to be, the player may play the provisional ball from point A without it losing its status as a provisional ball.
- The player plays the provisional ball from point A to point B.
- As point B is nearer the hole than where the original ball is estimated to be, if the player plays the provisional ball from point B, the provisional ball becomes the ball in play under penalty of stroke and distance.

**Exception – Player May Substitute Another Ball Under Other Rule When It Is Known or Virtually Certain What Happened to Ball:** The player has an extra option when their ball has not been found and it is *known or virtually certain* that the ball:

- Came to rest on the *course* and was *moved by an outside influence* (see Rule 9.6),
- Came to rest on the *course* in or on a *movable obstruction* (see Rule 15.2b) or an *abnormal course condition* (see Rule 16.1e), or
- Was deliberately deflected or stopped by any person (see Rule 11.2c).

When one of those Rules applies, the player may either:

- *Substitute* another ball as allowed under that Rule, or
- Treat the *provisional ball* as the ball *in play* under penalty of *stroke and distance*.

(3) **When Provisional Ball Must Be Abandoned.** When a *provisional ball* has not yet become the ball *in play*, it must be abandoned in either of these two cases:

- When Original Ball Is Found on Course Outside Penalty Area Before the End of the Three-Minute Search Time. The player must play the original ball as it lies.
- When Original Ball Is Found in Penalty Area or Is Known or Virtually Certain to Be in Penalty Area. The player must either play the original ball as it lies or take penalty relief under Rule 17.1d.

In either case:

- The player must not make any more *strokes* with the *provisional ball* which is now a *wrong ball* (see Rule 6.3c), and
- All *strokes* with that *provisional ball* before it was abandoned (including *strokes* made and any penalty *strokes* solely from playing that ball) do not count.

A player may ask others not to search for the original ball when the player would prefer to continue play with the *provisional ball*, **but** there is no obligation for them to comply.

If the *provisional ball* has not become the ball *in play* and a ball is found that might be the original ball, the player must make all reasonable efforts to identify that ball. If the player fails to do so, the *Committee* may disqualify the player under Rule 1.2a if it decides that this was serious misconduct contrary to the spirit of the game.

## RULE

## 19

## Unplayable Ball

**Purpose of Rule:**

Rule 19 covers the player's several relief options for an unplayable ball. This allows the player to choose which option to use – normally with one penalty stroke – to get out of a difficult situation anywhere on the course (except in a penalty area).

**19.1 Player May Decide to Take Unplayable Ball Relief Anywhere Except Penalty Area**

A player is the only person who may decide to treat their ball as unplayable by taking penalty relief under Rule 19.2 or 19.3.

Unplayable ball relief is allowed anywhere on the *course*, **except** in a *penalty area*.

If a ball is unplayable in a *penalty area*, the player's only relief option is to take penalty relief under Rule 17.

**19.2 Relief Options for Unplayable Ball in General Area or on Putting Green**

A player may take unplayable ball relief using one of the three options in Rule 19.2a, b or c, in each case adding **one penalty stroke**.

- The player may take *stroke-and-distance* relief under Rule 19.2a even if the original ball has not been found and identified.
- **But** to take back-on-the-line relief under Rule 19.2b or lateral relief under Rule 19.2c, the player must know the spot of the original ball.

**19.2a Stroke-and-Distance Relief**

The player may play the original ball or another ball from where the previous *stroke* was made (see Rule 14.6).

### 19.2b Back-on-the-Line Relief

The player may *drop* the original ball or another ball (see Rule 14.3) behind the spot of the original ball, keeping the spot of the original ball between the *hole* and the spot where the ball is *dropped* (with no limit as to how far back the ball may be *dropped*). The spot on the line where the ball first touches the ground when *dropped* creates a *relief area* that is one *club-length* in any direction from that point, **but** with these limits:

- Limits on Location of Relief Area:
  - » Must not be nearer the *hole* than the spot of the original ball, and
  - » May be in any *area of the course*, **but**
  - » Must be in the same *area of the course* that the ball first touched when *dropped*.

### 19.2c Lateral Relief

The player may *drop* the original ball or another ball in this lateral *relief area* (see Rule 14.3):

- Reference Point: The spot of the original ball. **But** when the ball lies above the ground, such as in a tree, the reference point is the spot directly below the ball on the ground.
- Size of Relief Area Measured from Reference Point: Two *club-lengths*, **but** with these limits:
- Limits on Location of Relief Area:
  - » Must not be nearer the *hole* than the reference point, and
  - » May be in any *area of the course*, **but**
  - » If more than one *area of the course* is located within two *club-lengths* of the reference point, the ball must come to rest in the *relief area* in the same *area of the course* that the ball first touched when *dropped* in the *relief area*.

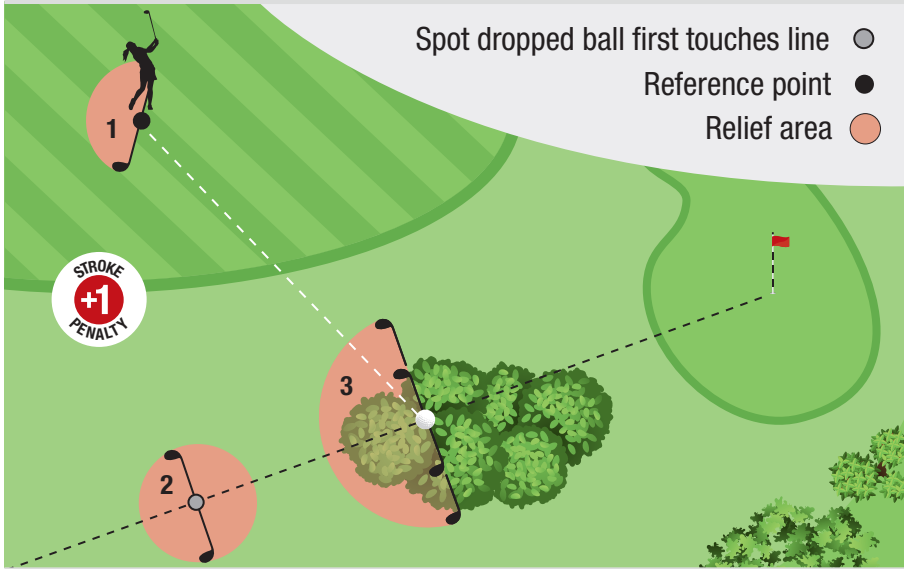
**See Rules 25.4m** (for players who use a wheeled mobility device, Rule 19.2c is modified to expand the lateral *relief area* to four *club-lengths*).

**Penalty for Playing Ball from a Wrong Place in Breach of Rule 19.2: General Penalty Under Rule 14.7a.**



## Rule 19

### DIAGRAM 19.2: RELIEF OPTIONS FOR UNPLAYABLE BALL IN GENERAL AREA



A player decides that their ball in a bush is unplayable. The player has **three** options, in each case adding one penalty stroke. The player may:

- (1) Take stroke-and-distance relief by playing a ball from a relief area based on where the previous stroke was made.
- (2) Take back-on-the-line relief by dropping a ball behind the spot of the original ball, keeping the spot of the original ball between the hole and the spot on which the ball is dropped.
- (3) Take lateral relief. The reference point for taking relief is the spot of the original ball and a ball must be dropped in and played from the two club-length relief area, which is no nearer the hole than the reference point.

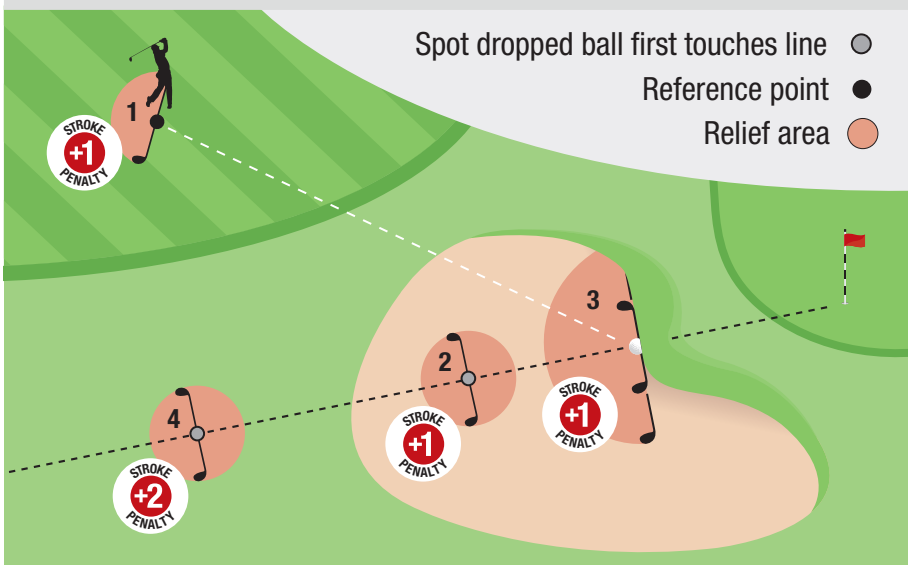
## 19.3 Relief Options for Unplayable Ball in Bunker

### 19.3a Normal Relief Options (One Penalty Stroke)

When a player's ball is in a *bunker*:

- The player may take unplayable ball relief for **one penalty stroke** under any of the options in Rule 19.2, **except** that:
- The ball must be *dropped* in and come to rest in the *bunker* if the player takes either back-on-the-line relief (see Rule 19.2b) or lateral relief (see Rule 19.2c).

#### DIAGRAM 19.3: RELIEF OPTIONS FOR UNPLAYABLE BALL IN BUNKER



A player decides that their ball in a bunker is unplayable. The player has **four options**:

- (1) For one penalty stroke, the player may take stroke-and-distance relief.
- (2) For one penalty stroke, the player may take back-on-the-line relief in the bunker.
- (3) For one penalty stroke, the player may take lateral relief in the bunker.
- (4) For a total of two penalty strokes, the player may take back-on-the-line relief outside the bunker.

## Rule 19

### 19.3b Extra Relief Option (Two Penalty Strokes)

As an extra relief option when a player's ball is in a *bunker*, for a **total of two penalty strokes**, the player may take back-on-the-line relief outside the *bunker* under Rule 19.2b.

**See Rule 25.4n** (for players who use a wheeled mobility device, the back-on-the-line extra relief option in Rule 19.3b is reduced to one penalty stroke).

**Penalty for Playing Ball from a *Wrong Place* in Breach of Rule 19.3: *General Penalty Under Rule 14.7a.***



VIII

Procedures for Players  
and Committee When Issues  
Arise in Applying the Rules

**RULE 20**



## RULE 20

# Resolving Rules Issues During Round; Rulings by Referee and Committee

### Purpose of Rule:

Rule 20 covers what players should do when they have questions about the Rules during a round, including the procedures (which differ in match play and stroke play) allowing a player to protect the right to get a ruling at a later time.

The Rule also covers the role of referees who are authorized to decide questions of fact and apply the Rules. Rulings from a referee or the Committee are binding on all players.

## 20.1 Resolving Rules Issues During Round

### 20.1a Players Must Avoid Unreasonable Delay

Players must not unreasonably delay play when seeking help with the Rules during a round:

- If a *referee* or the *Committee* is not available in a reasonable time to help with a Rules issue, the player must decide what to do and play on.
- The player may protect their rights by asking for a ruling in *match play* (see Rule 20.1b(2)) or by playing two balls in *stroke play* (see Rule 20.1c(3)).

### 20.1b Rules Issues in Match Play

(1) **Deciding Issues by Agreement.** During a round, the players in a match may agree how to decide a Rules issue:

- The agreed outcome is conclusive even if it turns out to have been wrong under the Rules, so long as the players did not agree to ignore any Rule or penalty they knew applied (see Rule 1.3b(1)).
- **But** if a *referee* is assigned to the match, the *referee* must rule on any issue that comes to their attention in time (see Rule 20.1b(2)) and the players must follow that ruling.

In the absence of a *referee*, if the players do not agree or have doubt about how the Rules apply, either player may request a ruling under Rule 20.1b(2).

**(2) Ruling Request Made Before Result of Match Is Final.** When a player wants a *referee* or the *Committee* to decide how to apply the Rules to their own play or the *opponent's* play, the player may make a request for a ruling.

If a *referee* or the *Committee* is not available in a reasonable time, the player may make the request for a ruling by notifying the *opponent* that a later ruling will be sought when a *referee* or the *Committee* becomes available.

If a player makes a request for a ruling before the result of the match is final:

- A ruling will be given only if the request is made in time, which depends on when the player becomes aware of the facts creating the Rules issue:
  - » When Player Becomes Aware of the Facts Before Either Player Starts the Final Hole of the Match. When the player becomes aware of the facts, the ruling request must be made before either player makes a *stroke* to begin another hole.
  - » When Player Becomes Aware of the Facts During or After Completion of the Final Hole of the Match. The ruling request must be made before the result of the match is final (see Rule 3.2a(5)).
- If the player does not make the request in this time, a ruling will not be given by a *referee* or the *Committee* and the result of the hole(s) in question will stand even if the Rules were applied in the wrong way.

If the player requests a ruling about an earlier hole, a ruling will be given only if all three of these apply:

- The *opponent* breached Rule 3.2d(1) (giving wrong number of strokes taken) or Rule 3.2d(2) (failing to tell the player about a penalty),
- The request is based on facts the player was not aware of before either player made a *stroke* to begin the hole being played or, if between holes, the hole just completed, and
- After becoming aware of these facts, the player makes a request for a ruling in time (as set out above).



## Rule 20

- (3) **Ruling Request Made After Result of Match Is Final.** When a player makes a request for a ruling after the result of the match is final:
- The *Committee* will give the player a ruling only if both of these apply:
    - » The request is based on facts the player was not aware of before the result of the match was final, and
    - » The *opponent* breached Rule 3.2d(1) (giving wrong number of strokes taken) or Rule 3.2d(2) (failing to tell the player about a penalty) and knew of the breach before the result of the match was final.
  - There is no time limit on giving such a ruling.
- (4) **No Right to Play Two Balls.** A player who is uncertain about the right procedure in a match is not allowed to play out the hole with two balls. That procedure applies only in *stroke play* (see Rule 20.1c).

### 20.1c Rules Issues in Stroke Play

- (1) **No Right to Decide Rules Issues by Agreement.** If a *referee* or the *Committee* is not available in a reasonable time to help with a Rules issue:
- The players are encouraged to help each other in applying the Rules, **but** they have no right to decide a Rules issue by agreement and any such agreement they may reach is not binding on any player, a *referee* or the *Committee*.
  - A player should raise any Rules issues with the *Committee* before returning their *scorecard*.
- (2) **Players Should Protect Other Players in the Competition.** To protect the interests of all other players:
- If a player knows or believes that another player has breached or might have breached the Rules and that the other player does not recognize or is ignoring this, the player should tell the other player, the player's *marker*, a *referee* or the *Committee*.
  - This should be done promptly after the player becomes aware of the issue, and no later than before the other player returns their *scorecard* unless it is not possible to do so.
- If the player fails to do so, the *Committee* may disqualify the player under Rule 1.2a if it decides that this was serious misconduct contrary to the spirit of the game.
- (3) **Playing Two Balls When Uncertain What to Do.** A player who is uncertain about the right procedure while playing a hole may complete the hole with two balls without penalty:

- The player must decide to play two balls after the uncertain situation arises and before making a *stroke*.
- The player should choose which ball will count if the Rules allow the procedure used for that ball, by announcing that choice to their *marker* or to another player before making a *stroke*.
- If the player does not choose in time, the ball played first is treated as the ball chosen by default.
- The player must report the facts of the situation to the *Committee* before returning the *scorecard*, even if the player scores the same with both balls. The player is **disqualified** if they fail to do so.
- If the player made a *stroke* before deciding to play a second ball:
  - » This Rule does not apply at all and the score that counts is the score with the ball played before the player decided to play the second ball.
  - » **But** the player gets no penalty for playing the second ball.

A second ball played under this Rule is not the same as a *provisional ball* under Rule 18.3.

**(4) Committee Decision on Score for Hole.** When a player plays two balls under (3), the *Committee* will decide the player's score for the hole in this way:

- The score with the ball chosen (whether by the player or by default) counts if the Rules allow the procedure used for that ball.
- If the Rules do not allow the procedure used for that ball, the score with the other ball played counts if the Rules allow the procedure used for that other ball.
- If the Rules do not allow the procedures used for each of the two balls, the score with the ball chosen (whether by the player or by default) counts unless there was a *serious breach* in playing that ball from a *wrong place*, in which case the score with the other ball counts.
- If there was a *serious breach* in playing each ball from a *wrong place*, the player is **disqualified**.
- All strokes with the ball that does not count (including *strokes* made and any penalty strokes solely from playing that ball) do not count in the player's score for the hole.

“Rules allow the procedure used” means that either: (a) the original ball was played as it lies and play was allowed from there, or (b) the ball that was played was put *in play* under the right procedure, in the right way and in the right place under the Rules.



### 20.2 Rulings on Issues Under the Rules

#### 20.2a Rulings by Referee

A *referee* is an official named by the *Committee* to decide questions of fact and apply the Rules. The *referee* may get the *Committee's* help before making a ruling.

A *referee's* ruling on the facts or how the Rules apply must be followed by the player.

A player has no right to appeal a *referee's* ruling to the *Committee*, but after a ruling has been made, the *referee* may:

- Get a second opinion from another *referee*, or
- Refer a ruling to the *Committee* for review,

**but** is not required to do so.

A *referee's* decision is final, so if a *referee* authorizes a player to breach a Rule in error, the player will not be penalized. **But** for when a wrong ruling by a *referee* or the *Committee* will be corrected, see Rule 20.2d.

#### 20.2b Rulings by Committee

When there is no *referee* to give a ruling or when a *referee* refers a ruling to the *Committee*:

- The ruling will be given by the *Committee*, and
- The *Committee's* ruling is final.

If the *Committee* cannot reach a decision, it may refer the issue to the Rules of Golf Committee of The R&A, whose decision is final.

#### 20.2c Applying “Naked Eye” Standard When Using Video Evidence

When the *Committee* is deciding questions of fact in making a ruling, the use of video evidence is limited by the “naked eye” standard:

- If the facts shown on the video could not reasonably have been seen with the naked eye, that video evidence will be disregarded even if it indicates a breach of the Rules.
- **But** even where video evidence is disregarded under the “naked eye” standard, a breach of the Rules will still be found if the player was otherwise aware of facts establishing a breach (such as where the player felt the club touch sand in a *bunker* even though that could not be seen by the naked eye).

## 20.2d Wrong Rulings and Administrative Mistakes

(1) **Wrong Rulings.** A wrong ruling has occurred when a *referee* or the *Committee* has attempted to apply the Rules but has done so incorrectly. Examples of wrong rulings include:

- Applying a wrong penalty or failing to apply a penalty,
- Applying a Rule that does not apply or does not exist, and
- Misinterpreting a Rule and applying it incorrectly.

If a ruling by a *referee* or the *Committee* is later found to be wrong, the ruling will be corrected if possible under the Rules. If it is too late to do so, the wrong ruling stands.

If a player takes an action in breach of a Rule based on a reasonable misunderstanding of a *referee's* or *Committee's* instruction during a *round* or while play is stopped under Rule 5.7a (such as lifting a ball *in play* when not allowed under the Rules), there is no penalty and the instruction is treated like a wrong ruling.

**See Committee Procedures, Section 6C** (what the *Committee* should do when there has been a wrong ruling).

(2) **Administrative Mistakes.** An administrative mistake is a procedural error in relation to the administration of the competition and there is no time limit for correcting such a mistake, even after the result of a match is final or a *stroke-play* competition has closed. An administrative mistake is different to a wrong ruling. Examples of administrative mistakes include:

- Miscalculating the result of a tie in *stroke play*,
- Miscalculating a handicap resulting in the wrong player winning the competition, and
- Awarding a prize to the wrong player after failing to post the winner's score.

In these situations, the mistake should be corrected and the results of the competition should be amended accordingly.

## 20.2e Disqualifying Players After Result of Match or Competition Is Final

(1) **Match Play.** There is no time limit on disqualifying a player under Rule 1.2 (serious misconduct) or Rule 1.3b(1) (deliberately failing to apply a penalty, or agreeing with another player to ignore any Rule or penalty they know applies).

This may be done even after the result of the match is final (see Rule 3.2a(5)).

For when the *Committee* will give a ruling when a request is made after the result of the match is final, see Rule 20.1b(3).

## Rule 20

(2) **Stroke Play.** Normally, a penalty must not be added or corrected after a *stroke-play* competition has closed, which is:

- When the result becomes final in the way set by the *Committee*, or
- In *stroke-play* qualifying followed by *match play*, when the player has teed off to start their first match.

**But** a player must be **disqualified** even after the competition is closed if they:

- Returned a score for any hole lower than actually taken. **Except** the player is not disqualified if the reason for the lower score is the exclusion of one or more penalty strokes that they did not know about before the competition closed (see Rule 3.3b(3)),
- Knew before the competition had closed that they were in breach of any other Rule with a penalty of disqualification, or
- Agreed with another player to ignore any Rule or penalty they knew applied (see Rule 1.3b(1)).

The *Committee* may also disqualify a player under Rule 1.2 (serious misconduct) after the competition has closed.

### 20.2f Ineligible Player

There is no time limit for correcting the results of a competition when a player who has competed is found to be ineligible according to the Terms of the Competition. This applies even after the result of a match is final or after a *stroke-play* competition has closed.

In these circumstances, the player is treated as if they had not entered the competition, as opposed to being disqualified, and the results are amended accordingly.

### 20.3 Situations Not Covered by the Rules

Any situation not covered by the Rules should be decided by the *Committee*:

- Considering all the circumstances, and
- Treating the situation in a way that is reasonable, fair and consistent with how similar situations are treated under the Rules.



IX

# Other Forms of Play

## **RULES 21-24**



# RULE 21

## Other Forms of Individual Stroke Play and Match Play

### Purpose of Rule:

Rule 21 covers four other forms of individual play, including three forms of stroke play where scoring is different than in regular stroke play: **Stableford** (scoring by points awarded on each hole); **Maximum Score** (the score for each hole is capped at a maximum); and **Par/Bogey** (match play scoring used on a hole-by-hole basis).

### 21.1 Stableford

#### 21.1a Overview of Stableford

*Stableford* is a form of *stroke play* where:

- A player's or *side's* score for a hole is based on points awarded by comparing the player's or *side's* number of strokes (including *strokes* made and penalty strokes) on the hole to a fixed target score for the hole set by the *Committee*, and
- The competition is won by the player or *side* who completes all *rounds* with the most points.

The Rules for *stroke play* in Rules 1-20 apply, as modified by these specific Rules. Rule 21.1 is written for:

- Scratch competitions, but can be adapted for handicap competitions, and
- Individual play, but can be adapted for competitions involving *partners*, as modified by Rules 22 (*Foursomes*) and 23 (*Four-Ball*), and for team competitions, as modified by Rule 24.

#### 21.1b Scoring in Stableford

- (1) **How Points Are Awarded.** Points are awarded to a player for each hole by comparing the player's score to the fixed target score for the hole, which is par unless the *Committee* sets a different fixed target score:



Hole Played In	Points
More than one over fixed target score or no score returned	0
One over fixed target score	1
Fixed target score	2
One under fixed target score	3
Two under fixed target score	4
Three under fixed target score	5
Four under fixed target score	6

A player who does not *hole out* under the Rules for any reason gets zero points for the hole.

To help pace of play, players are encouraged to stop playing a hole when their score will result in zero points.

The hole is completed when the player *holes out*, chooses not to do so or when their score will result in zero points.

**(2) Score Entered for Each Hole.** To meet the requirements in Rule 3.3b for entering hole scores on the *scorecard*:

- **If Hole Is Completed by Holing Out:**
  - » **When Score Would Result in Points Being Awarded.** The *scorecard* must show the score.
  - » **When Score Would Result in Zero Points.** The *scorecard* must show either no score or any score that results in zero points being awarded.
- **If Hole Is Completed Without Holing Out.** If the player does not *hole out* under the Rules, the *scorecard* must show either no score or any score that results in zero points being awarded.

The *Committee* is responsible for calculating how many points the player gets on each hole and, in a handicap competition, for applying handicap strokes to the score entered for each hole before calculating the number of points.

**See Committee Procedures, Section 5A(5)** (the *Terms of the Competition* may encourage but not require players to enter the points awarded for each hole on the *scorecard*).

## Rule 21

### DIAGRAM 21.1b: SCORING IN SCRATCH STABLEFORD

Name: John Smith Date: 01/03/23

Hole	1	2	3	4	5	6	7	8	9	Out
Yardage	445	186	378	387	181	533	313	412	537	3372
Par	4	3	4	4	3	5	4	4	5	36
J.Smith	3	3	5	4	4	7	5	4	5	40
Points	3	2	1	2	1	0	1	2	2	14

Hole	10	11	12	13	14	15	16	17	18	In	Total
Yardage	206	424	397	202	541	150	593	137	401	3051	6423
Par	3	4	4	3	5	3	5	3	4	34	70
J.Smith	3	4	6	3	4	3	4	5	4	36	76
Points	2	2	0	2	3	2	3	0	2	16	30

**Responsibilities**

- Committee
- Player
- Player and marker

Marker's Signature: \_\_\_\_\_ Player's Signature: \_\_\_\_\_

### 21.1c Penalties in Stableford

All penalties that apply in *stroke play* apply in *Stableford*, **except** that a player who breaches any of these five Rules is not disqualified **but** gets **zero points** for the hole where the breach happened:

- Failure to *hole out* under Rule 3.3c,
- Failure to correct mistake of playing from outside the *teeing area* in starting a hole (see Rule 6.1b(2)),
- Failure to correct mistake of playing a *wrong ball* (see Rule 6.3c),
- Failure to correct mistake of playing from a *wrong place* when there is a *serious breach* (see Rule 14.7b), or
- Failure to correct mistake of making a *stroke* in the wrong order (see Rule 22.3).

If the player breaches any other Rule with a penalty of disqualification, the player is **disqualified**.

After applying any penalty strokes, the player's Stableford score for a hole cannot be lower than zero points.

### 21.1d Exception to Rule 11.2 in Stableford

Rule 11.2 does not apply in this situation:

If a player's ball in motion needs to be *holed* to get one point on the hole and any person deliberately deflects or stops the ball at a time when there is no reasonable chance it can be *holed*, there is no penalty to that person and the player gets zero points on the hole.

### 21.1e When Round Ends in Stableford

A player's *round* ends when the player:

- *Holes out* on their final hole (including correction of a mistake, such as under Rule 6.1 or 14.7b), or
- Chooses not to *hole out* on the final hole or already cannot get more than zero points on the hole.

## 21.2 Maximum Score

### 21.2a Overview of Maximum Score

*Maximum Score* is a form of *stroke play* where a player's or *side's* score for a hole is capped at a maximum number of strokes set by the *Committee*, such as two times par, a fixed number or net double bogey.

The Rules for *stroke play* in Rules 1-20 apply, as modified by these specific Rules. Rule 21.2 is written for:

- Scratch competitions, but can be adapted for handicap competitions as well, and
- Individual play, but can be adapted for competitions involving *partners*, as modified by Rules 22 (*Foursomes*) and 23 (*Four-Ball*), and for team competitions, as modified by Rule 24.

### 21.2b Scoring in Maximum Score

- (1) **Player's Score on Hole.** A player's score for a hole is based on the player's number of strokes (including *strokes* made and penalty strokes), **except** that the player will get only the maximum score even if the actual score exceeds the maximum.

A player who does not *hole out* under the Rules for any reason gets the maximum score for the hole.

To help pace of play, players are encouraged to stop playing a hole when their score has reached the maximum.

The hole is completed when the player *holes out*, chooses not to do so or when their score has reached the maximum.



## Rule 21

(2) **Score Entered for Each Hole.** To meet the requirements in Rule 3.3b for entering hole scores on the *scorecard*:

- If Hole Is Completed by Holing Out:
  - » When Score Is Lower Than Maximum. The *scorecard* must show the actual score.
  - » When Score Is Same as or Higher Than Maximum. The *scorecard* must show either no score or any score at or above the maximum.
- If Hole Is Completed Without Holing Out. If the player does not *hole out* under the Rules, the *scorecard* must show either no score or any score at or above the maximum.

The *Committee* is responsible for adjusting the player's score to the maximum for any hole where the *scorecard* shows either no score or any score above the maximum and, in a handicap competition, for applying handicap strokes.

### 21.2c Penalties in Maximum Score

All penalties that apply in *stroke play* apply in *Maximum Score*, **except** that a player who breaches any of these five Rules is not disqualified **but** gets the **maximum score** for the hole where the breach happened:

- Failure to *hole out* under Rule 3.3c,
- Failure to correct mistake of playing from outside the *teeing area* in starting a hole (see Rule 6.1b(2)),
- Failure to correct mistake of playing a *wrong ball* (see Rule 6.3c),
- Failure to correct mistake of playing from a *wrong place* when there is a *serious breach* (see Rule 14.7b), or
- Failure to correct mistake of making a *stroke* in the wrong order (see Rule 22.3).

If the player breaches any other Rule with a penalty of disqualification, the player is **disqualified**.

After applying any penalty strokes, the player's score for a hole cannot exceed the maximum score set by the *Committee*.

### 21.2d Exception to Rule 11.2 in Maximum Score

Rule 11.2 does not apply in this situation:

If a player's ball in motion needs to be *holed* to score one lower than the maximum score on the hole and any person deliberately deflects or stops the ball at a time when there is no reasonable chance it can be *holed*, there is no penalty to that person and the player gets the maximum score on the hole.

## 21.2e When Round Ends in Maximum Score

A player's *round* ends when the player:

- *Holes out* on their final hole (including correction of a mistake, such as under Rule 6.1 or 14.7b), or
- Chooses not to *hole out* on the final hole or already will get the maximum score on the hole.

## 21.3 Par/Bogey

### 21.3a Overview of Par/Bogey

*Par/Bogey* is a form of *stroke play* that uses scoring as in *match play* where:

- A player or *side* wins or loses a hole by completing the hole in fewer strokes or more strokes than a fixed target score for that hole set by the *Committee*, and
- The competition is won by the player or *side* with the highest total of holes won versus holes lost (that is, adding up the holes won and deducting the holes lost).

The Rules for *stroke play* in Rules 1-20 apply, as modified by these specific Rules. Rule 21.3 is written for:

- Scratch competitions, but can be adapted for handicap competitions as well, and
- Individual play, but can be adapted for competitions involving *partners*, as modified by Rules 22 (*Foursomes*) and 23 (*Four-Ball*), and for team competitions, as modified by Rule 24.

### 21.3b Scoring in Par/Bogey

(1) **How Holes Are Won or Lost.** Scoring is done as in *match play*, with holes being won or lost by comparing the player's number of strokes (including *strokes* made and penalty strokes) to the fixed target score (typically par or bogey) set by the *Committee*:

- If the player's score is lower than the fixed score, the player wins the hole.
- If the player's score is the same as the fixed score, the hole is tied (also known as halved).
- If the player's score is higher than the fixed score, or no score is returned, the player loses the hole.

A player who does not *hole out* under the Rules for any reason loses the hole.

To help pace of play, players are encouraged to stop playing a hole when their score exceeds the fixed score (as they have lost the hole).

The hole is completed when the player *holes out*, chooses not to do so or when their score exceeds the fixed score.

## Rule 21

(2) **Score Entered for Each Hole.** To meet the requirements in Rule 3.3b for entering hole scores on the *scorecard*:

- **If Hole Is Completed by Holing Out:**
  - » **When Score Results in Hole Being Won or Tied.** The *scorecard* must show the actual score.
  - » **When Score Results in Hole Being Lost.** The *scorecard* must show either no score or any score that results in the hole being lost.
- **If Hole Is Completed Without Holing Out.** If the player does not *hole out* under the Rules, the *scorecard* must show either no score or any score that results in the hole being lost.

The *Committee* is responsible for deciding whether the player won, lost or tied each hole and, in a handicap competition, for applying handicap strokes to the score entered for each hole before deciding the result of the hole.

**Exception – No Penalty If No Effect on Result of Hole:** If the player returns a *scorecard* with a hole score lower than the actual score but this does not affect whether the hole was won, lost or tied, there is no penalty under Rule 3.3b.

**See Committee Procedures, Section 5A(5)** (the *Terms of the Competition* may encourage but not require players to enter the result of the hole on the *scorecard*).

### 21.3c Penalties in Par/Bogey

All penalties that apply in *stroke play* apply in *Par/Bogey*, **except** that a player who breaches any of these five Rules is not disqualified **but loses the hole** where the breach happened:

- Failure to *hole out* under Rule 3.3c,
- Failure to correct mistake of playing from outside the *teeing area* in starting a hole (see Rule 6.1b(2)),
- Failure to correct mistake of playing a *wrong ball* (see Rule 6.3c),
- Failure to correct mistake of playing from a *wrong place* when there is a *serious breach* (see Rule 14.7b), or
- Failure to correct mistake of making a *stroke* in the wrong order (see Rule 22.3).

If the player breaches any other Rule with a penalty of disqualification, the player is **disqualified**.

After applying any penalty stroke, the player can do no worse than lose the hole.

### 21.3d Exception to Rule 11.2 in Par/Bogey

Rule 11.2 does not apply in this situation:

If a player's ball in motion needs to be *holed* to tie the hole and any person deliberately deflects or stops the ball at a time when there is no reasonable chance it can be *holed*, there is no penalty to that person and the player loses the hole.

### 21.3e When Round Ends in Par/Bogey

A player's *round* ends when the player:

- *Holes out* on their final hole (including correction of a mistake, such as under Rule 6.1 or 14.7b), or
- Chooses not to *hole out* on the final hole or has already lost the hole.

## 21.4 Three-Ball Match Play

### 21.4a Overview of Three-Ball Match Play

*Three-Ball Match Play* is a form of *match play* where:

- Each of three players plays an individual match against the other two players at the same time, and
- Each player plays one ball that is used in both of their matches.

The Rules for *match play* in Rules 1-20 apply to all three individual matches, **except** that these specific Rules apply in two situations where applying the Rules in one match might conflict with applying them in another match.

### 21.4b Playing Out of Turn

If a player plays out of turn in any match, the *opponent* who should have played first may cancel the *stroke* under Rule 6.4a(2).

If the player played out of turn in both matches, each *opponent* may choose whether to cancel the *stroke* in their match with the player.

If a player's *stroke* is cancelled only in one match:

- The player must continue play with the original ball in the other match.
- This means the player must complete the hole by playing a separate ball in each match.

## Rule 21

### 21.4c Ball or Ball-Marker Lifted or Moved by One Opponent

If an *opponent* gets **one penalty stroke** for lifting a player's ball or *ball-marker* or causing the ball or *ball-marker* to *move* under Rule 9.5b or 9.7b, that penalty applies only in the match with that player.

The *opponent* gets no penalty in their match with the other player.

### 21.5 Other Forms of Playing Golf

Although only certain forms of play are specifically covered by Rules 3, 21, 22 and 23, golf is also played in many other forms, such as scrambles and greensomes.

The Rules can be adapted to govern play in these and other forms of play.

**See Committee Procedures, Section 9** (recommended ways to adapt the Rules for other common forms of play).

# RULE 22

## Foursomes (Also Known as Alternate Shot)

### Purpose of Rule:

Rule 22 covers Foursomes (played either in match play or stroke play), where two partners compete together as a side by alternating in making strokes at a single ball. The Rules for this form of play are essentially the same as for individual play, except for requiring the partners to alternate in teeing off to start a hole and to play out each hole with alternate shots.

### 22.1 Overview of Foursomes

*Foursomes* (also known as Alternate Shot) is a form of play involving *partners* (in either *match play* or *stroke play*) where two *partners* compete as a *side* by playing one ball in alternating order on each hole.

Rules 1-20 apply to this form of play (with the *side* playing one ball being treated in the same way as the individual player is treated), as modified by these specific Rules.

A variation of this is a form of *match play* known as Threesomes, where an individual player competes against a *side* of two *partners* who play alternating shots under these specific Rules.

### 22.2 Either Partner May Act for Side

As both *partners* compete as one *side* playing only one ball:

- Either *partner* may take any allowed action for the *side* before the *stroke* is made, such as to *mark* the spot of the ball and lift, *replace*, *drop* and place the ball, no matter which *partner's* turn it is to play next for the *side*.
- A *partner* and their *caddie* may help the other *partner* in any way that the other *partner's caddie* is allowed to help (such as to give and be asked for *advice* and take the other actions allowed under Rule 10), **but** must not give any help that the other *partner's caddie* is not allowed to give under the Rules.
- Any action taken or breach of the Rules by either *partner* or either *caddie* applies to the *side*.

In *stroke play*, only one of the *partners* needs to certify the *side's* hole scores on the *scorecard* (see Rule 3.3b).

## Rule 22

### 22.3 Side Must Alternate in Making Strokes

On each hole, the *partners* must make each *stroke* for the *side* in alternating order:

- *Partners* must alternate the order in which they play first from the *teeing area* of each hole.
- After the *side's* first *stroke* from the *teeing area* of a hole, the *partners* must alternate *strokes* for the rest of the hole.
- If a *stroke* is cancelled, replayed or otherwise does not count under any Rule (except when a *stroke* is made in the wrong order in breach of this Rule), the same *partner* who made the *stroke* must make the next *stroke* for the *side*.
- If the *side* decides to play a *provisional ball*, it must be played by the *partner* whose turn it is to play the *side's* next *stroke*.

Any penalty strokes for the *side* do not affect the *partners'* alternating order of play.

#### **Penalty for Making a Stroke in the Wrong Order in Breach of Rule 22.3: General Penalty.**

In *stroke play*, the *side* must correct the mistake:

- The right *partner* must make a *stroke* from where the *side* made the first *stroke* in the wrong order (see Rule 14.6).
- The *stroke* made in the wrong order and any more strokes before the mistake is corrected (including *strokes* made and any penalty strokes solely from playing that ball) do not count.
- If the *side* does not correct the mistake before making a *stroke* to begin another hole or, for the last hole of the *round*, before returning its *scorecard*, the *side* is **disqualified**.

### 22.4 Starting the Round

#### 22.4a Partner to Play First

The *side* may choose which *partner* will play from the first *teeing area* in starting the *round*, unless the Terms of the Competition say which *partner* must play first.

The *side's* *round* starts when that *partner* makes a *stroke* to start the *side's* first hole.

### 22.4b Starting Time and Starting Point

Rule 5.3a applies differently to each *partner* based on who will play first for the *side*:

- The *partner* who will play first must be ready to play at the starting time and starting point, and must start at (and not before) that time.
- The *partner* who will play second must be present at the starting time either at the starting point or on the hole near where the ball played from the *teeing area* is expected to come to rest.

If either *partner* is not present in this way, the *side* is in breach of Rule 5.3a.

### 22.5 Partners May Share Clubs

Rule 4.1b(2) is modified to allow *partners* to share clubs, so long as the total number of clubs they have together is not more than 14.

### 22.6 Restriction on Player Standing Behind Partner When Stroke Made

In addition to the limitations in Rule 10.2b(4), a player must not stand on or close to an extension of the *line of play* behind the ball while their *partner* is making a *stroke* to gain information for the *side's* next *stroke*.

**Penalty for Breach of Rule 22.6: *General Penalty*.**



# RULE 23 Four-Ball

## Purpose of Rule:

Rule 23 covers Four-Ball (played either in match play or stroke play), where partners compete as a side with each playing a separate ball. The side's score for a hole is the lower score of the partners on that hole.

### 23.1 Overview of Four-Ball

*Four-Ball* is a form of play (in either *match play* or *stroke play*) involving *partners* where:

- Two *partners* compete together as a *side*, with each player playing their own ball, and
- A *side's* score for a hole is the lower score of the two *partners* on that hole.

Rules 1-20 apply to this form of play, as modified by these specific Rules.

A variation of this is a form of *match play* known as Best-Ball, where an individual player competes against a *side* of two or three *partners* and each *partner* plays their own ball under the Rules, as modified by these specific Rules. (For Best-Ball with three *partners* on a *side*, each reference to the other *partner* means the other two *partners*).

### 23.2 Scoring in Four-Ball

#### 23.2a Side's Score for Hole in Match Play and Stroke Play

- When Both Partners Hole Out or Otherwise Complete the Hole Under the Rules. The lower score is the *side's* score for the hole.
- When Only One Partner Holes Out or Otherwise Completes the Hole Under the Rules. That *partner's* score is the *side's* score for the hole. The other *partner* does not need to *hole out*.
- When Neither Partner Holes Out or Otherwise Completes the Hole Under the Rules. The *side* does not have a score for that hole, which means:
  - » In *match play*, the *side* **loses the hole**, unless the opposing *side* already had conceded or otherwise lost the hole.
  - » In *stroke play*, the *side* is **disqualified** unless the mistake is corrected in time under Rule 3.3c.

## 23.2b Side's Scorecard in Stroke Play

(1) **Side's Responsibility.** The *side's* gross scores for each hole must be entered on a single *scorecard*.

For each hole:

- The gross score of at least one *partner* must be entered on the *scorecard*.
- There is no penalty for entering more than one *partner's* score on the *scorecard*.
- Each score on the *scorecard* must be clearly identified as the score of the individual *partner* who made it; if this is not done, the *side* is **disqualified**.
- It is not enough to identify a score as the score of the *side* in general.

Only one *partner* needs to certify the hole scores on the *side's scorecard* under Rule 3.3b(2).

(2) **Committee's Responsibility.** The *Committee* is responsible for deciding which score counts for the *side* on each hole, including applying any handicaps in a handicap competition:

- If only one score is entered for a hole, that score counts for the *side*.
- If the scores of both *partners* are entered for a hole:
  - » If those scores are different, the lowest (gross or net) score for that hole counts for the *side*.
  - » If both scores are the same, the *Committee* may count either score. If the score used is found to be wrong for any reason, the *Committee* will count the other score.

If the score that counts for the *side* is not clearly identified as the score of the individual *partner* who made it or if that *partner* is disqualified relating to the play of the hole, the *side* is **disqualified**.

## 23.2c When Rule 11.2 Does Not Apply in Four-Ball

Rule 11.2 does not apply in this situation:

When a player's *partner* has already completed the hole and the player's ball in motion needs to be *holed* to lower the *side's* score for the hole by one stroke, if any person deliberately deflects or stops the ball at a time when there is no reasonable chance it can be *holed*, there is no penalty to that person and the player's ball does not count for the *side*.

## Rule 23

### DIAGRAM 23.2b: SCORING IN SCRATCH FOUR-BALL STROKE PLAY

Names: John Smith and Kate Smith Date: 10/05/23

Hole	1	2	3	4	5	6	7	8	9	Out
Kate	4		5	4	6	4	3		6	
John	5	3	5		6	4		3	5	
Side Score	4	3	5	4	6	4	3	3	5	37

Hole	10	11	12	13	14	15	16	17	18	In	Total
Kate	5	4	4	4		4	5	3	4		
John	5	3		4	4	4		3	5		
Side Score	5	3	4	4	4	4	5	3	4	36	73

Marker's Signature: [Signature]
 Player's Signature: [Signature]

**Responsibilities**

- Committee
- Player
- Player and marker

## 23.3 When Round Starts and Ends; When Hole Is Completed

### 23.3a When Round Starts

A *side's round* starts when one of the *partners* makes a *stroke* to start their first hole.

### 23.3b When Round Ends

A *side's round* ends:

- In *match play* when:
  - » Either *side* has won the match (see Rule 3.2a(3)), or
  - » The match is tied after the final hole when the Terms of the Competition say the match may end in a tie (see Rule 3.2a(4)).
- In *stroke play*, when the *side* completes the final hole, either by both *partners holing out* (including correction of a mistake, such as under Rule 6.1 or 14.7b) or by one *partner holing out* on the final hole and the other *partner* choosing not to do so.

### 23.3c When Hole Is Completed

(1) **Match Play.** A *side* has completed a hole when:

- » Both *partners* have *holed out* or had their next *strokes* conceded,

- » One *partner* has *holed out* or had their next *stroke* conceded and the other *partner* either chooses not to *hole out* or has a score that cannot count for the *side*, or
- » The result of the hole is decided (such as when the other *side's* score for the hole is lower than the *side* could possibly make).

(2) **Stroke Play.** A *side* has completed a hole when one of the *partners* has *holed out* and the other *partner* has *holed out*, chooses not to do so or is disqualified for the hole.

### 23.4 One or Both Partners May Represent the Side

The *side* may be represented by one *partner* during all or any part of a *round*. It is not necessary for both *partners* to be present or, if present, for both to play on each hole.

If a *partner* is absent and then arrives to play, that *partner* may start play for the *side* only between the play of two holes, which means:

- **Match Play – Before Any Player in Match Starts Hole.** If the *partner* arrives only after any player on either *side* in the match has started play of a hole, that *partner* is not allowed to play for the *side* until the next hole.
- **Stroke Play – Before Other Partner Starts Hole.** If the *partner* arrives only after the other *partner* has started play of a hole, the arriving *partner* is not allowed to play for the *side* until the next hole.

An arriving *partner* who is not allowed to play on a hole may still give *advice* or help to the other *partner* and take other actions for the other *partner* on that hole (see Rules 23.5a and 23.5b).

**Penalty for Making a Stroke When Not Allowed to Play Hole in Breach of Rule 23.4: General Penalty.**

### 23.5 Player's Actions Affecting Partner's Play

#### 23.5a Player Allowed to Take Any Actions Concerning Partner's Ball That Partner May Take

Although each player on a *side* must play their own ball:

- A player may take any action concerning the *partner's* ball that the *partner* is allowed to take before making a *stroke*, such as to *mark* the spot of the ball and lift, *replace*, *drop* and place the ball.
- A player and the player's *caddie* may help the *partner* in any way that the *partner's caddie* is allowed to help (such as to give and be asked for *advice* and take the other actions allowed under Rule 10), **but** must not give any help that the *partner's caddie* is not allowed to give under the Rules.

In *stroke play*, *partners* must not agree with each other to leave a ball in place on the *putting green* to help either of them or any other player (see Rule 15.3a).

## Rule 23

### 23.5b Partner Is Responsible for Player's Actions

Any action taken by the player concerning the *partner's* ball or *equipment* is treated as having been taken by the *partner*.

If the player's action would breach a Rule if taken by the *partner*:

- The *partner* is in breach of the Rule and gets the resulting penalty (see Rule 23.9a).
- Examples of this are when the player breaches the Rules by:
  - » *Improving the conditions affecting the stroke* to be made by the *partner*,
  - » Accidentally causing the *partner's* ball to *move*, or
  - » Failing to *mark* the spot of the *partner's* ball before lifting it.

This also applies to actions by the player's *caddie* concerning the *partner's* ball that would breach a Rule if taken by the *partner* or *partner's caddie*.

If the actions of the player or the player's *caddie* affect the play of both the player's own ball and the *partner's* ball, see Rule 23.9a(2) to find out when there is a penalty for both *partners*.

### 23.6 Side's Order of Play

*Partners* may play in the order the *side* considers best.

This means that when it is a player's turn to play under Rule 6.4a (*match play*) or 6.4b (*stroke play*), either the player or their *partner* may play next.

#### Exception – Continuing Play of Hole After Stroke Conceded in Match Play:

- A player must not continue play of a hole after the player's next *stroke* has been conceded if this would help their *partner*.
- If the player does so, their score for the hole stands without penalty, **but** the *partner's* score for the hole cannot count for the *side*.

### 23.7 Partners May Share Clubs

Rule 4.1b(2) is modified to allow *partners* to share clubs, so long as the total number of clubs they have together is not more than 14.

### 23.8 Restriction on Player Standing Behind Partner When Stroke Made

In addition to the limitations in Rule 10.2b(4), a player must not stand on or close to an extension of the *line of play* behind the ball while their *partner* is making a *stroke* to gain information for their (the player's) next *stroke*.

**Penalty for Breach of Rule 23.8: General Penalty.**

## 23.9 When Penalty Applies to One Partner Only or Applies to Both Partners

When a player gets a penalty for breach of a Rule, the penalty may apply either to that player alone or to both *partners* (that is, to the *side*). This depends on the penalty and the form of play:

### 23.9a Penalties Other Than Disqualification

- (1) **Penalty Normally Applies Only to Player, Not Partner.** When a player gets a penalty other than disqualification, that penalty normally applies only to the player and not also to their *partner*, **except** in the situations covered by (2).
- Any penalty strokes are added only to the player's score, not to the *partner's* score.
  - In *match play*, a player who gets the **general penalty (loss of hole)** has no score that can count for the *side* on that hole; **but** this penalty has no effect on the *partner*, who may continue to play for the *side* on that hole.
- (2) **Three Situations Where Player's Penalty Also Applies to Partner.**
- When Player Breaches Rule 4.1b (Limit of 14 Clubs; Shared, Added or Replaced Clubs). In *match play*, the *side* gets the penalty (**adjustment of the match score**); in *stroke play*, the *partner* also gets the **same penalty** as the player.
  - When Player's Breach Helps Partner's Play. In either *match play* or *stroke play*, the *partner* also gets the **same penalty** as the player.
  - In Match Play, When Player's Breach Hurts Opponent's Play. The *partner* also gets the **same penalty** as the player.

#### **Exception – Player Who Makes Stroke at Wrong Ball Is Not Treated as Having Helped Partner's Play or Hurt Opponent's Play:**

- Only the player (not the *partner*) gets the **general penalty** for breach of Rule 6.3c.
- This is true whether the ball played as a *wrong ball* belongs to the *partner*, an *opponent* or anyone else.

### 23.9b Disqualification Penalties

- (1) **When Breach by One Partner Means Side Is Disqualified.** A *side* is **disqualified** if either *partner* gets a penalty of disqualification under any of these Rules:
- Rule 1.2 Standards of Player Conduct
  - Rule 1.3 Playing by the Rules
  - Rule 4.1a Club Allowed in Making a Stroke
  - Rule 4.1c Procedure for Taking Clubs Out of Play

## Rule 23

- Rule 4.2a Balls Allowed In Play of Round
- Rule 4.3 Use of Equipment
- Rule 5.6a Unreasonable Delay
- Rule 5.7b What Players Must Do When Committee Suspends Play
- Rule 6.2b Teeing Area Rules

### Match Play Only:

- Rule 3.2c Applying Handicaps in Handicap Match

### Stroke Play Only:

- Rule 3.3b(2) Player's Responsibility: Certifying and Returning Scorecard
- Rule 3.3b(3) Wrong Score for Hole
- Rule 5.2b Practising On Course Before or Between Rounds
- Rule 23.2b Side's Scorecard in Stroke Play

**(2) When Breach by Both Partners Means Side Is Disqualified. A side is **disqualified** if both *partners* get a penalty of disqualification under any of these Rules:**

- Rule 5.3 Starting and Ending Round
- Rule 5.4 Playing in Groups
- Rule 5.7a When Players May or Must Stop Play
- Rule 5.7c What Players Must Do When Play Resumes

### Stroke Play Only:

A side is **disqualified** if, at the same hole, both *partners* get penalties of disqualification under any combination of these Rules:

- Rule 3.3c Failure to Hole Out
- Rule 6.1b Playing from Outside Teeing Area in Starting Hole
- Rule 6.3c Wrong Ball
- Rule 14.7 Playing from Wrong Place
- Rule 20.1c(3) Failure to Report Playing of Two Balls

**(3) When Breach by One Player Means That Player Has No Valid Score for Hole.**

In all other situations where a player breaches a Rule with a penalty of disqualification, the player is not disqualified **but** that player's score on the hole where the breach happened cannot count for the *side*.

In *match play*, if both *partners* breach such a Rule on the same hole, the *side* **loses the hole**.

# RULE 24

## Team Competitions

### Purpose of Rule:

Rule 24 covers team competitions (played in either match play or stroke play), where multiple players or sides compete as a team with the results of their rounds or matches combined to produce an overall team score.

### 24.1 Overview of Team Competitions

- A “team” is a group of players who play as individuals or as *sides* to compete against other teams.
- Their play in the team event may also be part of another competition (such as individual *stroke play*) that takes place at the same time.

Rules 1-23 apply in a team competition, as modified by these specific Rules.

### 24.2 Terms of Team Competition

The *Committee* decides the form of play, how a team’s overall score is to be calculated and other Terms of the Competition, such as:

- In *match play*, the number of points awarded for winning or tying a match.
- In *stroke play*, the number of scores to count in each team’s total score.
- Whether the competition may end in a tie and, if not, how the tie will be decided.

### 24.3 Team Captain

Each team may name a team captain to lead the team and make decisions for it, such as which players on the team will play in which *rounds* or matches, in what order they will play and who will play together as *partners*.

The team captain may be a player in the competition.

### 24.4 Advice Allowed in Team Competition

#### 24.4a Person Allowed to Give Advice to Team (Advice Giver)

The *Committee* may adopt a Local Rule allowing each team to name one person (an “advice giver”) who may give *advice* and other help as allowed in Rule 10.2 to players on the team during a *round* and who may be asked for *advice* by players on the team:



## Rule 24

- The advice giver may be the team captain, a team coach or other person (including a team member playing in the competition).
- The advice giver must be identified to the *Committee* before giving *advice*.
- The *Committee* may allow a team's advice giver to change during a *round* or during the competition.

**See Committee Procedures, Section 8; Model Local Rule H-2** (the *Committee* may adopt a Local Rule allowing each team to name two advice givers).

### 24.4b Restriction on Advice Giver While Playing

If a team's advice giver is a player on the team, they are not allowed to act in that role while playing a *round* in the competition.

While playing a *round*, the advice giver is treated like any other playing team member for purposes of the restrictions on *advice* and other help in Rule 10.2.

### 24.4c No Advice Between Team Members Other Than Partners

**Except** when playing together as *partners* on a *side*:

- A player must not ask for *advice* from or give *advice* to a member of their team playing on the *course*.
- This applies whether the team member is playing in the same group as the player or in another group on the *course*.

**See Committee Procedures, Section 8; Model Local Rule H-5** (in a *stroke play* team competition where a player's score for the *round* counts only as part of the team's score, the *Committee* may adopt a Local Rule allowing team members playing in the same group to give each other *advice* even if they are not *partners*).

**Penalty for Breach of Rule 24.4: General Penalty Under Rule 10.2a.**



X

# Modifications for Players with Disabilities

## **RULE 25**



## RULE 25

# Modifications for Players with Disabilities

### Purpose of Rule:

Rule 25 provides modifications to certain Rules of Golf to allow players with specific disabilities to play fairly with players who have no disabilities, the same disability or a different type of disability.

### 25.1 Overview

Rule 25 applies to all competitions, including all forms of play. It is a player's category of disability and eligibility that determine whether they can use the specific modified Rules in Rule 25.

Rule 25 modifies certain Rules for players in the following categories of disability:

- Players who are blind (which includes certain levels of vision impairment),
- Players who are amputees (which means both those with limb deficiencies and those who have lost a limb),
- Players who use assistive mobility devices, and
- Players with intellectual disabilities.

It is recognized that there are many players with other types of disabilities (such as players with neurological conditions, players with orthopaedic conditions, players of short stature and players who are deaf). These additional categories of disability are not covered in Rule 25 as, to date, no requirement has been identified for modification of the Rules of Golf for these players.

The *Equipment Rules* apply without modification, except as provided in Section 7 of the *Equipment Rules*. For information on the use of *equipment* (other than a club or a ball) for medical reasons, see Rule 4.3b.

**See Committee Procedures, Section 5D** (for guidance on player eligibility, and for additional guidance on Rule 25 and competitions involving players with disabilities).

## 25.2 Modifications for Players Who Are Blind

### Purpose of Rule:

Rule 25.2 allows a player who is blind (which includes certain levels of visual impairment) to be assisted by both an aide and a caddie at the same time, allows help with aiming, gives the player a limited exception to the prohibitions on touching sand in a bunker with a club and allows help with lifting, dropping, placing and replacing a ball.

### 25.2a Help from an Aide

A player who is blind may get help from an aide:

- In taking a *stance*,
- With aiming before the *stroke*, and
- By asking for and getting *advice*.

An aide has the same status under the Rules as a *caddie* (see Rule 10.3), but with the exceptions described in Rule 25.2e.

For purposes of Rule 10.2a (Advice), a player may ask for and get *advice* from both an aide and a *caddie* at the same time.

### 25.2b Player Allowed Only One Aide

A player who is blind may have only one aide at a time.

If the player has more than one aide at a time, the player gets the **general penalty** for each hole where that breach happened, in the same way as provided in Rule 10.3a(1) (Player Allowed Only One Caddie at a Time).

### 25.2c Modification of Rule 10.2b(3) (No Setting Down Object to Help With Aiming, Taking Stance or Swinging)

Rule 10.2b(3) is modified so that there is no penalty if the player, *caddie* or aide sets an object down to help with aiming or to help in taking a *stance* for the *stroke* to be made (such as a club set down on the ground to show where the player should aim or position their feet). **But** the object must be removed before the *stroke* is made. If it is not, the player gets the **general penalty** for a breach of Rule 10.2b(3).

### 25.2d Modification of Rule 10.2b(4) (Restricted Area for Caddie Before Player Makes Stroke)

Rule 10.2b(4) is modified so that there is no penalty if the aide or *caddie* is positioned on or close to an extension of the *line of play* behind the ball at any time before or during the player's *stroke*, so long as the aide or *caddie* does not help the player in making the *stroke*.

### 25.2e Modification of Rule 10.3 (Caddies)

The aide of a player who is blind may also serve as the player's *caddie*, but is not required to do so.

The player may have both an aide and a *caddie* at the same time, in which case:

- That aide must not carry or handle the player's clubs except in guiding the player, helping the player in taking a *stance* or with aiming before making the *stroke*, or in helping the player as a courtesy as provided in the definition of *caddie*.
- If that aide carries or handles the player's clubs in breach of this Rule, the player has two *caddies* at the same time and gets the **general penalty** for each hole where that breach happened (see Rule 10.3a(1)).

### 25.2f Modification of Rule 12.2b(1) (When Touching Sand Results in Penalty)

Before making a *stroke* at their ball in a *bunker*, a player who is blind may, without penalty, touch sand in the *bunker* with a club:

- In the area right in front of or right behind the ball, and
- In making the backswing for a *stroke*.

**But** in doing so, the player must not *improve* the *lie* of the ball more than would result from lightly grounding the club.

The player remains subject to the prohibitions in Rule 12.2b(1) on deliberately touching the sand in the *bunker* to test the condition of the sand and touching the sand with a club in making a practice swing.

### 25.2g Modification of Rule 14.1b (Who May Lift Ball)

When a player's ball lies on the *putting green*, Rule 14.1b is modified so that the player's aide, in addition to their *caddie*, may lift the ball without the player's authorization.



## 25.2h Help with Dropping, Placing and Replacing Ball

For a player who is blind, all Rules that require the player to *drop*, place or *replace* a ball are modified so that the player is also allowed, without limitation, to give a general authorization to any other person to *drop*, place and *replace* their ball.

## 25.3 Modifications for Players Who Are Amputees

### Purpose of Rule:

Rule 25.3 allows a player who is an amputee (which means both those with limb deficiencies and those who have lost a limb) to use a prosthetic device and make a *stroke* while anchoring the club, and allows help with dropping, placing and replacing a ball.

### 25.3a Status of Prosthetic Devices

Use of an artificial arm or leg is not a breach of Rule 4.3 provided the player has a medical reason to use it and the *Committee* decides that its use does not give the player any unfair advantage over other players (see Rule 4.3b). Players in doubt about the use of a device should raise the matter as soon as possible with the *Committee*.

A player using a prosthetic device is still subject to the prohibitions in Rule 4.3a against using *equipment* in an abnormal way.

### 25.3b Modification of Rule 10.1b (Anchoring the Club)

If a player who is an amputee is unable to hold and swing the majority of their clubs without anchoring because of limb deficiencies or limb loss, the player may make a *stroke* while anchoring the club, without penalty under Rule 10.1b.

### 25.3c Help with Dropping, Placing and Replacing Ball

For a player who is an amputee, all Rules that require the player to *drop*, place or *replace* a ball are modified so that the player is also allowed, without limitation, to give a general authorization to any other person to *drop*, place and *replace* their ball.

### 25.3d Modification of Definition of “Replace”

For a player who is an amputee, the definition of *replace* (and Rule 14.2b(2)) is modified to allow the player to *replace* the ball either by hand or by using another piece of *equipment* (such as rolling the ball with a club).

## 25.4 Modifications for Players Who Use Assistive Mobility Devices

### Purpose of Rule:

Rule 25.4 allows a player who uses an assistive mobility device to be assisted by both an aide and a caddie at the same time, explains how a player may use an assistive mobility device (such as a wheelchair or other wheeled mobility device or a cane or a crutch) to help in taking a stance and making a stroke, and modifies certain relief procedures.

Rules 25.4a to 25.4l apply to all assistive mobility devices, including canes, crutches, wheelchairs and other wheeled mobility devices.

Rules 25.4m and 25.4n apply only to wheelchairs and other wheeled mobility devices.

### 25.4a Help from an Aide or Any Other Person

A player who uses an assistive mobility device may get help from an aide or any other person, including another player, in these ways:

- **Lifting Ball on Putting Green:** When the player's ball lies on the *putting green*, Rule 14.1b is modified so that the player's aide, in addition to their *caddie*, may lift the ball without the player's authorization.
- **Dropping, Placing and Replacing Ball:** All Rules that require the player to *drop*, *place* or *replace* a ball are modified so that the player is also allowed, without limitation, to give a general authorization to any other person to *drop*, *place* and *replace* their ball.
- **Positioning Player or Device:** As allowed by Rule 10.2b(5), before making a *stroke*, the player may get physical help from any person to help position the player or position or remove the assistive mobility device.

### 25.4b Advice from an Aide

A player who uses an assistive mobility device may ask for and get *advice* from their aide in the same way that a player asks for and gets *advice* from a *caddie* under Rule 10.2a (Advice).

An aide has the same status under the Rules as a *caddie* (see Rule 10.3), but with the exceptions described in Rule 25.4j.

For purposes of Rule 10.2a, a player may ask for and get *advice* from both an aide and a *caddie* at the same time.

### 25.4c Player Allowed Only One Aide

A player who uses an assistive mobility device may have only one aide at a time.

If the player has more than one aide at a time, the player gets the **general penalty** for each hole where that breach happened, in the same way as provided in Rule 10.3a(1) (Player Allowed Only One Caddie at a Time).

### 25.4d Modification of Definition of “Stance”

A player’s use of an assistive mobility device may affect their *stance* for the purposes of various Rules, such as in determining the area of intended *stance* under Rule 8.1a and deciding if there is interference by an *abnormal course condition* under Rule 16.1.

To address this, the definition of *stance* is modified to mean “the position of a player’s feet and body, and the position of an assistive mobility device if one is used, in preparing for or making a *stroke*”.

### 25.4e Modification of Definition of “Replace”

For players who use an assistive mobility device, the definition of *replace* (and Rule 14.2b(2)) is expanded to allow the player to *replace* the ball either by hand or by using another piece of *equipment* (such as rolling the ball with a club).

### 25.4f Application of Rule 4.3 (Use of Equipment)

Rule 4.3 applies to the use of assistive mobility devices:

- The player may use assistive mobility devices to help in their play if that is allowed under the standards in Rule 4.3b, and
- The player using an assistive mobility device is still subject to the prohibitions in Rule 4.3a against using *equipment* in an abnormal way.

### 25.4g Modification of Rule 8.1b(5) to Allow Use of an Assistive Mobility Device in Taking a Stance

Under Rule 8.1b(5), there is no penalty if a player *improves the conditions affecting the stroke* by firmly placing the feet in taking a *stance*, “including a reasonable amount of digging in with the feet in sand”.

For a player who uses an assistive mobility device, Rule 8.1b(5) is modified so that a “reasonable amount of digging in with the feet” includes:

- A reasonable amount of digging in with an assistive mobility device, or
- Taking reasonable actions to position an assistive mobility device in taking a *stance* and to try to avoid slipping.



## Rule 25

**But** this modification does not allow the player to go beyond that by building a *stance* so that the assistive mobility device will not slip during the swing, such as by creating a raised mound of soil or sand against which to brace the device.

If the player does so, they get the **general penalty** for altering the surface of the ground to build a *stance* in breach of Rule 8.1a(3).

### 25.4h Modification of Rule 10.1b (Anchoring the Club)

If a player is unable to hold and swing the majority of their clubs without anchoring because of the use of an assistive mobility device, the player may make a *stroke* while anchoring the club, without penalty under Rule 10.1b.

### 25.4i Modification of Rule 10.1c (Making Stroke while Standing Across or on Line of Play)

To take account of a player's use of an assistive mobility device, Rule 10.1c is modified such that the player must also not make a *stroke* with any part of their assistive mobility device deliberately placed on each side of or touching the *line of play* or an extension of that line behind the ball.

### 25.4j Modification of Rule 10.3 (Caddies)

The aide of a player using an assistive mobility device may also serve as the player's *caddie*, but is not required to do so.

The player may have both an aide and a *caddie* at the same time, in which case:

- That aide must not carry or handle the player's clubs except in helping the player in taking a *stance* or lining up before making the *stroke*, or in helping the player as a courtesy as provided in the definition of *caddie*. But this does not modify Rule 10.2b(3) (No Setting Down Object to Help With Aiming, Taking Stance or Swinging).
- If that aide carries or handles the player's clubs in breach of this Rule, the player has two *caddies* at the same time and gets the **general penalty** for each hole where that breach happened (see Rule 10.3a(1)).

### 25.4k Modification of Rule 11.1b(2)

For players who use an assistive mobility device, Rule 11.1b(2) is modified so that if a player's ball in motion played from a *putting green* accidentally hits the assistive mobility device, the ball must be played as it lies.

#### 25.4l Application of Rule 12.2b(1) in Using Assistive Mobility Device to Test Conditions of Sand in Bunker

Under Rule 12.2b(1), a player must not “deliberately touch the sand in the *bunker* with a hand, club, rake or other object to test the condition of the sand to learn information about the next *stroke*”.

This applies to using an assistive mobility device to deliberately test the condition of the sand.

But the player may touch the sand with their assistive mobility device for any other purpose, without penalty.

#### 25.4m For Player Using Wheeled Mobility Device: Modification of Lateral Relief Option for Ball in Red Penalty Area and for Unplayable Ball

When a player with a wheeled mobility device takes lateral relief for a ball in a red *penalty area* or for an unplayable ball, Rules 17.1d(3) and 19.2c are modified to expand the size of the allowed *relief area* from using two *club-lengths* for measurement to using four *club-lengths* for measurement.

#### 25.4n For Player Using Wheeled Mobility Device: Modification of Penalty Under Rule 19.3b (Unplayable Ball Relief in Bunker)

When a player with a wheeled mobility device takes relief for an unplayable ball in a *bunker*, Rule 19.3b is modified so that the player may take back-on-the-line relief outside that *bunker* for **one penalty stroke**.

### 25.5 Modifications for Players with Intellectual Disabilities

#### Purpose of Rule:

Rule 25.5 allows a player with intellectual disability to be assisted by both an aide and a caddie at the same time, and clarifies the role of a supervisor, who is not assigned to a specific player and is not allowed to give advice.

#### 25.5a Help from an Aide or Supervisor

The extent of help that players with intellectual disabilities may need will be specific to each individual.

The *Committee* may provide or allow for an aide or supervisor to help players with intellectual disabilities:

- An aide helps an individual player with their play and in applying the Rules:
  - » An aide has the same status under the Rules as a *caddie* (see Rule 10.3), but with the restrictions described in Rule 25.5c.
  - » For purposes of Rule 10.2a (Advice), a player may ask for and get *advice* from both an aide and a *caddie* at the same time.
- A supervisor is someone designated by the *Committee* to help players with intellectual disabilities during the competition:
  - » The supervisor is not assigned to a specific player, and their role is to help any player with an intellectual disability as needed.
  - » A supervisor is an *outside influence* for purposes of the Rules.
  - » A player may not ask for or get *advice* from a supervisor.

#### 25.5b Player Allowed Only One Aide

A player with an intellectual disability may have only one aide at a time.

If a player has more than one aide at a time, the player gets the **general penalty** for each hole where that breach happened, in the same way as provided in Rule 10.3a(1) (Player Allowed Only One Caddie at a Time).

### 25.5c Modification of Rule 10.3 (Caddies)

The aide for a player with an intellectual disability may also serve as the player's *caddie*, but is not required to do so.

The player may have both an aide and a *caddie* at the same time, in which case:

- That aide must not carry or handle the player's clubs except in helping the player in taking a *stance* or lining up before making the *stroke* (if authorized by the *Committee*), or in helping the player as a courtesy as provided in the definition of *caddie*. But this does not modify Rule 10.2b(3) (No Setting Down Object to Help With Aiming, Taking Stance or Swinging).
- If that aide carries or handles the player's clubs in breach of this Rule, the player has two *caddies* at the same time and gets the **general penalty** for each hole where that breach happened (see Rule 10.3a(1)).

### 25.5d Modification of Rule 14.1b (Who May Lift Ball)

When a player's ball lies on the *putting green*, Rule 14.1b is modified so that the player's aide, in addition to their *caddie*, may lift the ball without the player's authorization.

### 25.5e Players with Both Intellectual and Physical Disabilities

For players with both intellectual and physical disabilities, it is recommended that the *Committee* use a combination of the Rules in Rule 25 so that both types of disabilities are addressed.

## 25.6 General Provisions for All Categories of Disability

### 25.6a Unreasonable Delay

In applying Rule 5.6a's prohibition on unreasonable delay to players with disabilities:

- Each *Committee* should use its discretion and set its own reasonable standards taking into account the difficulty of the course, the weather conditions (in view of the impact they could have on the use of assistive mobility devices), the nature of the competition and the extent of the disabilities of the players competing.
- Taking these factors into account, it may be appropriate for *Committees* to use a more relaxed interpretation of what constitutes unreasonable delay.

### 25.6b Dropping

In applying Rule 14.3b (Ball Must Be Dropped in Right Way), because physical limitations may make it difficult or impossible for players with certain disabilities to know whether they have *dropped* the ball from knee height, the *Committee* should accept the player's reasonable judgment that they have done so. Also, the *Committee* should accept all reasonable efforts to *drop* the ball from knee height, taking into account the player's physical limitations.

[See Committee Procedures, Section 5D](#) (providing additional guidance on Rule 25 and competitions involving players with disabilities).



XI

# Definitions





### ***Abnormal Course Condition***

Any of these four defined conditions:

- *Animal Hole*,
- *Ground Under Repair*,
- *Immovable Obstruction*, or
- *Temporary Water*.

### ***Advice***

Any verbal comment or action (such as showing what club was just used to make a *stroke*) that is intended to influence a player in:

- Choosing a club,
- Making a *stroke*, or
- Deciding how to play during a hole or *round*.

**But** *advice* does not include public information, such as:

- The location of things on the *course* such as the *hole*, the *putting green*, the fairway, *penalty areas*, *bunkers*, or another player's ball,
- The distance from one point to another,
- Wind direction, or
- The Rules.

### ***Animal***

Any living member of the animal kingdom (other than humans), including mammals, birds, reptiles, amphibians and invertebrates (such as worms, insects, spiders and crustaceans).

### ***Animal Hole***

Any hole dug in the ground by an *animal*, **except** for holes dug by *animals* that are also defined as *loose impediments* (such as worms or insects).

The term *animal hole* includes:

- The loose material the *animal* dug out of the hole,
- Any worn-down track or trail leading into the hole, and
- Any area on the ground pushed up or altered as a result of the *animal* digging the hole underground.

An *animal hole* does not include *animal* footprints that are not part of a worn down track or trail leading into an *animal hole*.

### **Areas of the Course**

The five defined areas that make up the *course*:

- The *general area*,
- The *teeing area* the player must play from in starting the hole they are playing,
- All *penalty areas*,
- All *bunkers*, and
- The *putting green* of the hole the player is playing.

### **Ball-Marker**

An artificial object when used to *mark* the spot of a ball to be lifted, such as a *tee*, a coin, an object made to be a *ball-marker* or another small piece of *equipment*.

When a Rule refers to a *ball-marker* being moved, this means a *ball-marker* in place on the *course* to *mark* the spot of a ball that has been lifted and not yet *replaced*.

### **Boundary Object**

Artificial objects defining or showing *out of bounds*, such as walls, fences, stakes and railings, from which free relief is not allowed.

This includes any base and post of a boundary fence, **but** does not include:

- Angled supports or guy wires that are attached to a wall or fence, or
- Any gate, steps, bridge or similar construction used for getting over or through the wall or fence.

*Boundary objects* are treated as immovable even if they are movable or any part of them is movable (see Rule 8.1a).

*Boundary objects* are not *obstructions* or *integral objects*.

### **Bunker**

A specially prepared area of sand, which is often a hollow from which turf or soil was removed.

These are not part of a *bunker*:

- A lip, wall or face at the edge of a prepared area and consisting of soil, grass, stacked turf or artificial materials,
- Soil or any growing or attached natural object inside the edge of a prepared area (such as grass, bushes or trees),



## Definitions

- Sand that has spilled over or is outside the edge of a prepared area, and
- All other areas of sand on the *course* that are not inside the edge of a prepared area (such as deserts and other natural sand areas or areas sometimes referred to as waste areas).

*Bunkers* are one of the five defined *areas of the course*.

A *Committee* may define a prepared area of sand as part of the *general area* (which means it is not a *bunker*) or may define a non-prepared area of sand as a *bunker*.

When a *bunker* is being repaired and the *Committee* defines the entire *bunker* as *ground under repair*, it is treated as part of the *general area* (which means it is not a *bunker*).

The word “sand” as used in this definition and Rule 12 includes any material similar to sand that is used as *bunker* material (such as crushed shells), as well as any soil that is mixed in with the sand.

### **Caddie**

Someone who helps a player during a *round*, including in these ways:

- **Carrying, Transporting or Handling Clubs:** A person who carries, transports (such as by cart or trolley) or handles a player’s clubs during play is the player’s *caddie* even if not named as a *caddie* by the player, **except** when done to move the player’s clubs, bag or cart out of the way or as a courtesy (such as getting a club the player left behind).
- **Giving Advice:** A player’s *caddie* is the only person (other than a *partner* or *partner’s caddie*) a player may ask for *advice*.

A *caddie* may also help the player in other ways allowed by the Rules (see Rule 10.3b).

### **Club-Length**

The length of the longest club of the 14 (or fewer) clubs the player has during the *round* (as allowed by Rule 4.1b(1)), other than a putter.

A *club-length* is a unit of measurement used in defining the player’s *teeing area* on each hole and in determining the size of the player’s *relief area* when taking relief under a Rule.

For the purpose of measuring these areas, the length of the entire club is used, starting at the toe of the club and ending at the butt end of the grip. **But** any attachment to the end of the grip is not part of the *club-length*.

### **Committee**

The person or group in charge of the competition or the *course*.

### **Conditions Affecting the Stroke**

The *lie* of the player's ball at rest, the area of intended *stance*, the area of intended swing, the *line of play* and the *relief area* where the player will *drop* or place a ball.

- The “area of intended *stance*” includes both where the player will place their feet and the entire area that might reasonably affect how and where the player's body is positioned in preparing for and making the intended *stroke*.
- The “area of intended swing” includes the entire area that might reasonably affect any part of the backswing, the downswing or the completion of the swing for the intended *stroke*.
- Each of the terms “*lie*”, “*line of play*” and “*relief area*” has its own definition.

### **Course**

The entire area of play within the edge of any boundaries set by the *Committee*:

- All areas inside the boundary edge are in bounds and part of the *course*.
- All areas outside the boundary edge are *out of bounds* and not part of the *course*.
- The boundary edge extends both up above the ground and down below the ground.

The *course* is made up of the five defined *areas of the course*.

### **Drop**

To hold the ball and let go of it so that it falls through the air, with the intent for the ball to be *in play*.

If the player lets go of a ball without intending it to be *in play*, the ball has not been *dropped* and is not *in play* (see Rule 14.4).

Each relief Rule identifies a specific *relief area* where the ball must be *dropped* and come to rest.

In taking relief, the player must let go of the ball from a location at knee height so that the ball:

- Falls straight down, without the player throwing, spinning or rolling it or using any other motion that might affect where the ball will come to rest, and
- Does not touch any part of the player's body or *equipment* before it hits the ground (see Rule 14.3b).

### **Embedded**

When a player's ball is in its own pitch-mark made as a result of the player's previous *stroke* and where part of the ball is below the level of the ground.

A ball does not necessarily have to touch soil to be *embedded* (for example, grass and *loose impediments* may be between the ball and the soil).

### ***Equipment***

Anything used, worn, held or carried by the player or the player's *caddie*.

Objects used for the care of the *course*, such as rakes, are *equipment* only while they are being held or carried by the player or *caddie*.

Objects, other than clubs, carried by someone else for the player are not *equipment*, even if they belong to the player.

### ***Equipment Rules***

The specifications and other regulations for clubs, balls and other *equipment* that players are allowed to use during a *round*. The *Equipment Rules* are found at [RandA.org/EquipmentStandards](http://RandA.org/EquipmentStandards).

### ***Flagstick***

A movable pole provided by the *Committee* that is placed in the *hole* to show players where the *hole* is. The *flagstick* includes the flag and any other material or objects attached to the pole.

When an artificial or natural object, such as a club or a stick, is being used to show the position of the *hole*, that object is treated as if it is the *flagstick* for the purpose of applying the Rules.

The requirements for a *flagstick* are stated in the *Equipment Rules*.

### ***Four-Ball***

A form of play where *sides* of two *partners* compete, with each player playing their own ball. A *side's* score for a hole is the lower score of the two *partners* on that hole.

*Four-Ball* may be played as a *match-play* competition between one *side* of two *partners* and another *side* of two *partners* or a *stroke-play* competition among multiple *sides* of two *partners*.

### ***Foursomes (also known as "Alternate Shot")***

A form of play where two *partners* compete as a *side* by playing one ball in alternating order on each hole.

*Foursomes* may be played as a *match-play* competition between one *side* of two *partners* and another *side* of two *partners* or a *stroke-play* competition among multiple *sides* of two *partners*.

### General Area

The *area of the course* that covers all of the *course* **except** for the other four defined areas: (1) the *teeing area* the player must play from in starting the hole they are playing, (2) all *penalty areas*, (3) all *bunkers*, and (4) the *putting green* of the hole the player is playing.

The *general area* includes:

- All teeing locations on the *course* other than the *teeing area*, and
- All *wrong greens*.

### General Penalty

Loss of hole in *match play* or two penalty strokes in *stroke play*.

### Ground Under Repair

Any part of the *course* the *Committee* defines to be *ground under repair* (whether by marking it or otherwise). Any defined *ground under repair* includes both:

- All ground inside the edge of the defined area, and
- Any grass, bush, tree or other growing or attached natural object rooted in the defined area, including any part of those objects that extends up above the ground outside the edge of the defined area (**but** not when such object is attached to or below the ground outside the edge of the defined area, such as a tree root that is part of a tree rooted inside the edge).

*Ground under repair* also includes the following things, even if the *Committee* does not define them as such:

- Any hole made by the *Committee* or the maintenance staff in:
  - » Setting up the *course* (such as a hole where a stake has been removed or the *hole* on a double green being used for the play of another hole), or
  - » Maintaining the *course* (such as a hole made in removing turf or a tree stump or laying pipelines, **but** not including aeration holes).
- Grass cuttings, leaves and any other material piled for later removal. **But:**
  - » Any natural materials that are piled for removal are also *loose impediments*, and
  - » Any materials left on the *course* that are not intended to be removed are not *ground under repair* unless the *Committee* has defined them as such.
- Any *animal* habitat (such as a bird's nest) that is so near a player's ball that the player's *stroke* or *stance* might damage it, **except** when the habitat has been made by *animals* that are defined as *loose impediments* (such as worms or insects).

## Definitions

The edge of *ground under repair* should be defined by stakes, lines or physical features:

- **Stakes:** When defined by stakes, the edge of the *ground under repair* is defined by the line between the outside points of the stakes at ground level, and the stakes are inside the *ground under repair*.
- **Lines:** When defined by a painted line on the ground, the edge of the *ground under repair* is the outside edge of the line, and the line itself is in the *ground under repair*.
- **Physical Features:** When defined by physical features (such as a flower bed or a turf nursery), the *Committee* should say how the edge of the *ground under repair* is defined.

When the edge of *ground under repair* is defined by lines or physical features, stakes may be used to show where the *ground under repair* is located.

When stakes are used to define or show the edge of *ground under repair*, they are *obstructions*.

### **Hole**

The finishing point on the *putting green* for the hole being played:

- The *hole* must be 4 ¼ inches (108 mm) in diameter and at least 4 inches (101.6 mm) deep.
- If a lining is used, its outer diameter must not exceed 4 ¼ inches (108 mm). The lining must be sunk at least 1 inch (25.4 mm) below the *putting green* surface, unless the nature of the soil requires that it be closer to the surface.

The word “hole” (when not used as a definition in italics) is used throughout the Rules to mean the part of the *course* associated with a particular *teeing area*, *putting green* and *hole*. Play of a hole begins from the *teeing area* and ends when the ball is *holed* on the *putting green* (or when the Rules otherwise say the hole is completed).

### **Holed**

When a ball is at rest in the *hole* after a *stroke* and the entire ball is below the surface of the *putting green*.

When the Rules refer to “*holing out*” or “*hole out*”, it means when the player’s ball is *holed*.

For the special case of a ball resting against the *flagstick* in the *hole*, see Rule 13.2c (ball is treated as *holed* if any part of the ball is below the surface of the *putting green*).

**Honour**

The right of a player to play first from the *teeing area* (see Rule 6.4).

**Immovable Obstruction**

Any *obstruction* that:

- Cannot be moved without unreasonable effort or without damaging the *obstruction* or the *course*, and
- Otherwise does not meet the definition of a *movable obstruction*.

The *Committee* may define any *obstruction* to be an *immovable obstruction*, even if it meets the definition of *movable obstruction*.

**Improve**

To alter one or more of the *conditions affecting the stroke* or other physical conditions affecting play so that a player gains a potential advantage for a *stroke*.

**In Play**

The status of a player's ball when it lies on the *course* and is being used in the play of a hole:

- A ball first becomes *in play* on a hole:
  - » When the player makes a *stroke* at it from inside the *teeing area*, or
  - » In *match play*, when the player makes a *stroke* at it from outside the *teeing area* and the *opponent* does not cancel the *stroke* under Rule 6.1b.
- That ball remains *in play* until it is *holed*, **except** that it is no longer *in play*:
  - » When it is lifted from the *course*,
  - » When it is *lost* (even if it is at rest on the *course*) or comes to rest *out of bounds*, or
  - » When another ball has been *substituted* for it, even if not allowed by a Rule.

A ball that is not *in play* is a *wrong ball*.

The player cannot have more than one ball *in play* at any time. (See Rule 6.3d for the limited cases when a player may play more than one ball at the same time on a hole.)

When the Rules refer to a ball at rest or in motion, this means a ball that is *in play*.

When a *ball-marker* is in place to *mark* the spot of a ball *in play*:

- If the ball has not been lifted, it is still *in play*, and
- If the ball has been lifted and *replaced*, it is *in play* even if the *ball-marker* has not been removed.

### ***Integral Object***

An artificial object defined by the *Committee* as part of the challenge of playing the *course* from which free relief is not allowed.

*Integral objects* are treated as immovable (see Rule 8.1a). **But** if part of an *integral object* (such as a gate or door or part of an attached cable) meets the definition of *movable obstruction*, that part is treated as a *movable obstruction*.

Artificial objects defined by the *Committee* as *integral objects* are not *obstructions* or *boundary objects*.

### ***Known or Virtually Certain***

The standard for deciding what happened to a player's ball – for example, whether the ball came to rest in a *penalty area*, whether it *moved* or what caused it to *move*.

*Known or virtually certain* means more than just possible or probable. It means that either:

- There is conclusive evidence that the event in question happened to the player's ball, such as when the player or other witnesses saw it happen, or
- Although there is a very small degree of doubt, all reasonably available information shows that it is at least 95% likely that the event in question happened.

“All reasonably available information” includes all information the player knows and all other information they can get with reasonable effort and without unreasonable delay.

When searching for a ball, only information discovered within the three-minute search time is considered when determining whether *knowledge* or *virtual certainty* exists.

### ***Lie***

The spot on which a ball is at rest and any growing or attached natural object, *immovable obstruction*, *integral object*, or *boundary object* touching the ball or right next to it.

*Loose impediments* and *movable obstructions* are not part of the *lie* of a ball.

### ***Line of Play***

The line where the player intends their ball to go after a *stroke*, including the area on that line that is a reasonable distance up above the ground and on either side of that line.

The *line of play* is not necessarily a straight line between two points (for example, it may be a curved line based on where the player intends the ball to go).

### ***Loose Impediment***

Any unattached natural object such as:

- Stones, loose grass, leaves, branches and sticks,
- Dead *animals* and *animal* waste,
- Worms, insects and similar *animals* that can be removed easily, and the mounds or webs they build (such as worm casts and ant hills), and
- Clumps of compacted soil (including aeration plugs).

Such natural objects are not loose if they are:

- Attached or growing,
- Solidly embedded in the ground (that is, cannot be picked out easily), or
- Sticking to the ball.

Special cases:

- **Sand and Loose Soil** are not *loose impediments* (this does not include a mound built by a worm, insect or similar animal).
- **Dew, Frost and Water** are not *loose impediments*.
- **Snow and Natural Ice** (other than frost) are either *loose impediments* or, when on the ground, *temporary water*, at the player's option.
- **Spider Webs** are *loose impediments* even though they are attached to another object.
- **Live Insect on a Ball** is a loose impediment.

### ***Lost***

The status of a ball that is not found in three minutes after the player or their *caddie* (or the player's *partner* or *partner's caddie*) begins to search for it. A ball does not become *lost* as a result of the player declaring it to be lost.

If a player deliberately delays the start of the search in order to allow other people to search on their behalf, the search time starts when the player would have been in a position to search had they not delayed getting to the area.

If the search begins and is then temporarily interrupted for a good reason (such as when the player stops searching when play is suspended or needs to stand aside to wait for another player to play) or when the player has mistakenly identified a *wrong ball*:

- The time between the interruption and when the search resumes does not count, and
- The time allowed for search is three minutes in total, counting the search time both before the interruption and after the search resumes.



## Definitions

### **Mark**

To show the spot where a ball is at rest by either:

- Placing a *ball-marker* right behind or right next to the ball, or
- Holding a club on the ground right behind or right next to the ball.

This is done to show the spot where the ball must be *replaced* after it is lifted.

### **Marker**

In *stroke play*, the person responsible for entering a player's score on the player's *scorecard* and for certifying that *scorecard*. The *marker* may be another player, **but** not a *partner*.

The *Committee* may identify who will be the player's *marker* or tell the players how they may choose a *marker*.

### **Match Play**

A form of play where a player or *side* plays directly against an *opponent* or opposing *side* in a head-to-head match of one or more *rounds*:

- A player or *side* wins a hole in the match by completing the hole in fewer strokes (including *strokes* made and penalty strokes), and
- The match is won when a player or *side* leads the *opponent* or opposing *side* by more holes than remain to be played.

*Match play* can be played as a singles match (where one player plays directly against one *opponent*), a *Three-Ball* match or a *Foursomes* or *Four-Ball* match between *sides* of two *partners*.

### **Maximum Score**

A form of *stroke play* where a player's or *side's* score for a hole is capped at a maximum number of strokes (including *strokes* made and any penalty strokes) set by the *Committee*, such as two times par, a fixed number or net double bogey.

### **Movable Obstruction**

An *obstruction* that can be moved with reasonable effort and without damaging the *obstruction* or the *course*.

If part of an *immovable obstruction* or *integral object* (such as a gate or door or part of an attached cable) meets these two standards, that part is treated as a *movable obstruction*.

**But** this does not apply if the movable part of an *immovable obstruction* or *integral object* is not meant to be moved (such as a loose stone that is part of a stone wall).

Even when an *obstruction* is movable, the *Committee* may define it to be an *immovable obstruction*.

### **Moved**

When a ball at rest has left its original spot and come to rest on any other spot, and this can be seen by the naked eye (whether or not anyone actually sees it do so).

This applies whether the ball has gone up, down or horizontally in any direction away from its original spot.

If the ball at rest only wobbles (sometimes referred to as oscillating) and stays on or returns to its original spot, the ball has not *moved*.

### **Natural Forces**

The effects of nature such as wind, water or when something happens for no apparent reason because of the effects of gravity.

### **Nearest Point of Complete Relief**

The reference point for taking free relief from an *abnormal course condition* (Rule 16.1), dangerous *animal* condition (Rule 16.2), *wrong green* (Rule 13.1f) or *no play zone* (Rules 16.1f and 17.1e), or in taking relief under certain Local Rules.

It is the estimated point where the ball would lie that is:

- Nearest to the ball's original spot, **but** not nearer the *hole* than that spot,
- In the required *area of the course*, and
- Where there is no interference (under the Rule being used) from the condition from which relief is being taken for the *stroke* the player would have made from the original spot if the condition were not there.

Estimating this reference point requires the player to identify the choice of club, *stance*, swing and *line of play* they would have used for that *stroke*.

The player does not need to simulate that *stroke* by taking an actual *stance* and swinging with the chosen club (**but** it is recommended that the player normally do this to help in making an accurate estimate).

The *nearest point of complete relief* relates solely to the particular condition from which relief is being taken and may be in a location where there is interference by something else:

- If the player takes relief and then has interference by another condition from which relief is allowed, the player may take relief again by determining a new *nearest point of complete relief* from the new condition.

## Definitions

- Relief must be taken separately for each condition, **except** that the player may take relief from both conditions at the same time (based on determining the *nearest point of complete relief* from both) when, having already taken relief separately from each condition, it becomes reasonable to conclude that continuing to do so will result in continued interference by one or the other.

### **No Play Zone**

A part of the *course* where the *Committee* has prohibited play. A *no play zone* must be defined as part of either an *abnormal course condition* or a *penalty area*.

The *Committee* may use *no play zones* for any reason, such as:

- Protecting wildlife, *animal* habitats, and environmentally sensitive areas,
- Preventing damage to young trees, flower beds, turf nurseries, re-turfed areas or other planted areas,
- Protecting players from danger, and
- Preserving sites of historical or cultural interest.

The *Committee* should define the edge of a *no play zone* with a line or stakes, and the line or stakes (or the tops of those stakes) should identify the *no play zone* as different than a regular *abnormal course condition* or *penalty area* that does not contain a *no play zone*.

### **Obstruction**

Any artificial object **except** for *integral objects* and *boundary objects*.

Examples of *obstructions*:

- Artificially surfaced roads and paths, including their artificial borders,
- Buildings and rain shelters,
- Sprinkler heads, drains and irrigation or control boxes,
- Stakes, walls, railings and fences (**but** not when they are *boundary objects* that define or show the boundary edge of the *course*),
- Golf carts, mowers, cars and other vehicles,
- Waste containers, signposts and benches, and
- Player *equipment*, *flagsticks* and rakes,

An *obstruction* is either a *movable obstruction* or an *immovable obstruction*. If part of an *immovable obstruction* (such as a gate or door or part of an attached cable) meets the definition of *movable obstruction*, that part is treated as a *movable obstruction*.

Paint dots and lines, such as those used to define boundaries and *penalty areas*, are not *obstructions*.

See **Committee Procedures, Section 8; Model Local Rule F-23** (*Committee* may adopt a Local Rule defining certain *obstructions* as temporary immovable obstructions for which special relief procedures apply).

### ***Opponent***

The person a player competes against in a match. The term *opponent* applies only in *match play*.

### ***Outside Influence***

Any of these people or things that can affect what happens to a player's ball or *equipment* or to the *course*:

- Any person (including another player), **except** the player or their *caddie* or the player's *partner* or *opponent* or any of their *caddies*,
- Any *animal*,
- Any natural or artificial object or anything else (including another ball in motion), **except** for *natural forces*, and
- Artificially propelled air and water, such as from a fan or irrigation system.

### ***Out of Bounds***

All areas outside the boundary edge of the *course* as defined by the *Committee*. All areas inside that edge are in bounds.

The boundary edge of the *course* extends both up above the ground and down below the ground:

- This means that all ground and anything else (such as any natural or artificial object) inside the boundary edge is in bounds, whether on, above or below the surface of the ground.
- If an object is both inside and outside the boundary edge (such as steps attached to a boundary fence, or a tree rooted outside the edge with branches extending inside the edge or vice versa), only the part of the object that is outside the edge is *out of bounds*.

The boundary edge should be defined by *boundary objects* or lines:

- **Boundary Objects:** When defined by stakes or a fence, the boundary edge is defined by the line between the *course*-side points of the stakes or fence posts at ground level (excluding angled supports), and those stakes or fence posts are *out of bounds*.

When defined by other objects such as a wall or when the *Committee* wishes to treat a boundary fence in a different way, the *Committee* should define the boundary edge.

## Definitions

- **Lines:** When defined by a painted line on the ground, the boundary edge is the *course-side* edge of the line, and the line itself is *out of bounds*.

When a line on the ground defines the boundary edge, stakes may be used to show where the boundary edge is located.

When stakes are used to define or show the boundary edge, they are *boundary objects*.

Boundary stakes or lines should be white.

### **Par/Bogey**

A form of *stroke play* that uses scoring as in *match play* where:

- A player or *side* wins or loses a hole by completing the hole in fewer strokes or more strokes (including *strokes* made and any penalty strokes) than a fixed target score for that hole set by the *Committee*, and
- The competition is won by the player or *side* with the highest total of holes won versus holes lost (that is, adding up the holes won and subtracting the holes lost).

### **Partner**

A player who competes together with another player as a *side*, in either *match play* or *stroke play*.

### **Penalty Area**

An area from which relief with a one-stroke penalty is allowed if the player's ball comes to rest there.

A *penalty area* is:

- Any body of water on the *course* (whether or not marked by the *Committee*), including a sea, lake, pond, river, ditch, surface drainage ditch or other open watercourse (even if not containing water), and
- Any other part of the *course* the *Committee* defines as a *penalty area*.

A *penalty area* is one of the five defined *areas of the course*.

There are two different types of *penalty areas*, distinguished by the colour used to mark them:

- Yellow *penalty areas* (marked with yellow lines or yellow stakes) give the player two relief options (Rules 17.1d(1) and (2)).
- Red *penalty areas* (marked with red lines or red stakes) give the player an extra lateral relief option (Rule 17.1d(3)), in addition to the two relief options available for yellow *penalty areas*.

If the colour of a *penalty area* has not been marked or indicated by the *Committee*, it is treated as a red *penalty area*.

The edge of a *penalty area* extends both up above the ground and down below the ground:

- This means that all ground and anything else (such as any natural or artificial object) inside the edge is part of the *penalty area*, whether on, above or below the surface of the ground.
- If an object is both inside and outside the edge (such as a bridge over the *penalty area*, or a tree rooted inside the edge with branches extending outside the edge or vice versa), only the part of the object that is inside the edge is part of the *penalty area*.

The edge of a *penalty area* should be defined by stakes, lines or physical features:

- **Stakes:** When defined by stakes, the edge of the *penalty area* is defined by the line between the outside points of the stakes at ground level, and the stakes are inside the *penalty area*.
- **Lines:** When defined by a painted line on the ground, the edge of the *penalty area* is the outside edge of the line, and the line itself is in the *penalty area*.
- **Physical Features:** When defined by physical features (such as a beach or desert area or a retaining wall), the *Committee* should say how the edge of the *penalty area* is defined.

When the edge of a *penalty area* is defined by lines or by physical features, stakes may be used to show where the *penalty area* is located.

When stakes are used to define or show the edge of a *penalty area*, they are *obstructions*.

If a *Committee* has mistakenly excluded an area of water that is clearly part of a *penalty area* when defining its edge (such as by placing stakes in a location that means there is a portion of water from the *penalty area* that appears to be in the *general area*), that area is part of the *penalty area*.

When the edge of a body of water is not defined by the *Committee*, the edge of that *penalty area* is defined by its natural boundaries (that is, where the ground slopes down to form the depression that can hold the water).

If an open watercourse usually does not contain water (such as a drainage ditch or run-off area that is dry except during a rainy season), the *Committee* may define that area as part of the *general area* (which means it is not a *penalty area*).

### ***Point of Maximum Available Relief***

The reference point for taking free relief from an *abnormal course condition* in a *bunker* (Rule 16.1c) or on the *putting green* (Rule 16.1d) when there is no *nearest point of complete relief*.

## Definitions

It is the estimated point where the ball would lie that is:

- Nearest to the ball's original spot, **but** not nearer the *hole* than that spot,
- In the required *area of the course*, and
- Where that *abnormal course condition* least interferes with the *stroke* the player would have made from the original spot if the condition was not there.

Estimating this reference point requires the player to identify the choice of club, *stance*, swing and *line of play* the player would have used for that *stroke*.

The player does not need to simulate that *stroke* by taking an actual *stance* and swinging with the chosen club (**but** it is recommended that the player normally do this to help in making an accurate estimate).

The *point of maximum available relief* is found by comparing the relative amount of interference with the *lie* of the ball and the player's area of intended *stance* and swing and, on the *putting green* only, the *line of play*. For example, when taking relief from *temporary water*:

- The *point of maximum available relief* may be where the ball will be in shallower water than where the player will stand (affecting the *stance* more than the *lie* and swing), or where the ball is in deeper water than where the player will stand (affecting the *lie* and swing more than the *stance*).
- On the *putting green*, the *point of maximum available relief* may be based on the *line of play* where the ball will need to go through the shallowest or shortest stretch of *temporary water*.

### **Provisional Ball**

Another ball played in case the ball just played by the player may be:

- *Out of bounds*, or
- *Lost* outside a *penalty area*.

A *provisional ball* is not the player's ball *in play*, unless it becomes the ball *in play* under Rule 18.3c.

### **Putting Green**

The area on the hole the player is playing that:

- Is specially prepared for putting, or
- The *Committee* has defined as the *putting green* (such as when a temporary green is used).

The *putting green* for a hole contains the *hole* into which the player tries to play a ball.

The *putting green* is one of the five defined *areas of the course*. The putting greens for all other holes (which the player is not playing at the time) are *wrong greens* and part of the *general area*.

The edge of a *putting green* is defined by where it can be seen that the specially prepared area starts (such as where the grass has been distinctly cut to show the edge), unless the *Committee* defines the edge in a different way (such as by using a line or dots).

If a double green is used for two different holes:

- The entire prepared area containing both *holes* is treated as the *putting green* when playing each hole.
- **But** the *Committee* may define an edge that divides the double green into two different *putting greens*, so that when a player is playing one of the holes, the part of the double green on the side of the edge that is used for the other hole is a *wrong green*.

### **Referee**

An official named by the *Committee* to decide questions of fact and apply the Rules.

In match play, a *referee's* duties and authority depend on their assigned role:

- When a *referee* is assigned to one match for the entire *round*, the *referee* is responsible for acting on any breach of the Rules that they see or are told about (see Rule 20.1b(1)).
- When a *referee* is assigned to multiple matches or to certain holes or sections of the *course*, they have no authority to become involved in a match unless:
  - » A player in a match asks for help with the Rules or requests a ruling (see Rule 20.1b(2)).
  - » A player or players in a match may be in breach of Rule 1.2 (Standards of Player Conduct), Rule 1.3b(1) (Two or More Players Agree to Ignore any Rule or Penalty they Know Applies), Rule 5.6a (Unreasonable Delay of Play) or Rule 5.6b (Prompt Pace of Play).
  - » A player arrives late to their starting point (see Rule 5.3), or
  - » A player's search for a ball reaches three minutes (see Rule 5.6a and definition of *lost*).

In *stroke play*, a *referee* is responsible for acting on any breach of the Rules they see or are told about. This applies whether the *referee* is assigned to one group for the entire *round* or to monitor multiple groups, certain holes or parts of the *course*.

A *referee's* duties may be limited by the *Committee* in *match play* and *stroke play*.



### **Relief Area**

The area where a player must *drop* a ball when taking relief under a Rule. With the exception of back-on-the-line relief (see Rules 16.1c(2), 17.1d(2), 19.2b and 19.3), each relief Rule requires the player to use a specific *relief area* whose size and location are based on these three factors:

- **Reference Point:** The point from which the size of a *relief area* is measured.
- **Size of Relief Area Measured from Reference Point:** The *relief area* is either one or two *club-lengths* from the reference point, **but** with certain limits:
- **Limits on Location of Relief Area:** The location of the *relief area* may be limited in one or more ways so that, for example:
  - » It is only in certain defined *areas of the course*, such as only in the *general area*, or not in a *bunker* or a *penalty area*,
  - » It is not nearer the *hole* than the reference point or must be outside a *penalty area* or a *bunker* from which relief is being taken, or
  - » It is where there is no interference (as defined in the particular Rule) from the condition from which relief is being taken.

With back-on-the-line relief, the player must *drop* on the line in a location allowed by the Rule being used and the spot where the ball first touches the ground when *dropped* creates a *relief area* that is one *club-length* in any direction from that point.

When a player is required to *drop* again or for a second time using back-on-the-line relief, the player may:

- Change the spot on which the ball is *dropped* (such as *dropping* nearer to or farther from the *hole*), and the *relief area* changes based on that point, and
- *Drop* in a different *area of the course*.

But doing so does not change how Rule 14.3c applies.

In using *club-lengths* to determine the size of a *relief area*, the player may measure directly across a ditch, hole or similar thing, and directly across or through an object (such as a tree, fence, wall, tunnel, drain or sprinkler head), **but** is not allowed to measure through ground that naturally slopes up and down.

**See Committee Procedures, Section 21** (*Committee may choose to allow or require the player to use a dropping zone as a relief area when taking certain relief*).

**Replace**

To place a ball by setting it down by hand and letting it go, with the intent for it to be *in play*.

If the player sets a ball down without intending it to be *in play*, the ball has not been *replaced* and is not *in play* (see Rule 14.4).

Whenever a Rule requires a ball to be *replaced*, the Rule involved identifies a specific spot where the ball must be *replaced*.

**See Rules 25.3d and 25.4e** (for players who are amputees or use an assistive mobility device, the definition is modified to allow *replacing* the ball by using *equipment*).

**Round**

18 or fewer holes played in the order set by the *Committee*.

**Scorecard**

The document where a player's score for each hole is entered in *stroke play*.

The *scorecard* may be in any paper or electronic form approved by the *Committee* that allows:

- The player's score to be entered for each hole, and
- The *marker* and the player to certify the scores either by physical signature or by a method of electronic certification approved by the *Committee*.

A *scorecard* is not required in *match play* but may be used by the players to help keep the match score.

**Serious Breach**

In *stroke play*, when playing from a *wrong place* could give the player a significant advantage compared to the *stroke* to be made from the right place.

In making this comparison to decide if there was a *serious breach*, the factors to be taken into account include:

- The difficulty of the *stroke*,
- The distance of the ball from the *hole*,
- The effect of obstacles on the *line of play*, and
- The *conditions affecting the stroke*.

The concept of a *serious breach* does not apply in *match play*, because a player loses the hole if they play from a *wrong place*.

## Definitions

### **Side**

Two or more *partners* competing as a single unit in a *round* in *match play* or *stroke play*.

Each set of *partners* is a *side*, whether each *partner* plays their own ball (*Four-Ball*) or the *partners* play one ball (*Foursomes*).

A *side* is not the same as a team. In a team competition, each team consists of players competing as individuals or as *sides*.

### **Stableford**

A form of *stroke play* where:

- A player's or *side's* score for a hole is based on points awarded by comparing the player's or *side's* number of strokes on the hole (including *strokes* made and any penalty strokes) to a fixed target score for the hole set by the *Committee*, and
- The competition is won by the player or *side* who completes all *rounds* with the most points.

### **Stance**

The position of a player's feet and body in preparing for and making a *stroke*.

**See Rule 25.4d** (for players who use an assistive mobility device, the definition is modified to include the position of the assistive mobility device in preparing for and making a *stroke*).

### **Stroke**

The forward movement of the club made to strike the ball.

**But** a *stroke* has not been made if the player:

- Decides during the downswing not to strike the ball and avoids doing so by deliberately stopping the clubhead before it reaches the ball or, if unable to stop, by deliberately missing the ball.
- Accidentally strikes the ball when making a practice swing or while preparing to make a *stroke*.

When the Rules refer to “playing a ball”, it means the same as making a *stroke*.

The player's score for a hole or a *round* is described as a number of “strokes” or “strokes taken”, which means both all *strokes* made and any penalty strokes (see Rule 3.1c).

### ***Stroke and Distance***

The procedure and penalty when a player takes relief under Rule 17, 18 or 19 by playing a ball from where the previous *stroke* was made (see Rule 14.6).

The term *stroke and distance* means that the player both:

- Gets one penalty stroke, and
- Loses the benefit of any gain of distance towards the *hole* from the spot where the previous *stroke* was made.

### ***Stroke Play***

A form of play where a player or *side* competes against all other players or *sides* in the competition.

In the regular form of *stroke play* (see Rule 3.3):

- A player's or *side's* score for a *round* is the total number of strokes (including *strokes* made and any penalty strokes) to *hole out* on each hole, and
- The winner is the player or *side* who completes all *rounds* in the fewest total strokes.

Other forms of *stroke play* with different scoring methods are *Stableford*, *Maximum Score* and *Par/Bogey* (see Rule 21).

All forms of *stroke play* can be played either in individual competitions (each player competing on their own) or in competitions involving *sides* of *partners* (*Foursomes* or *Four-Ball*).

### ***Substitute***

To change the ball the player is using to play a hole by having another ball become the ball *in play*.

Another ball has been *substituted* when that ball has been put *in play* in any way (see Rule 14.4) to take the place of the original ball, whether the original ball was:

- *In play*, or
- No longer *in play* because it had been lifted from the *course* or was *lost* or *out of bounds*.

A *substituted* ball is the player's ball *in play* even if:

- It was *replaced*, *dropped* or placed in a wrong way or *wrong place*, or
- The player was required under the Rules to put the original ball back *in play* rather than to *substitute* another ball.

### **Tee**

An object used to raise a ball above the ground to play it from the *teeing area*. It must be no longer than 4 inches (101.6 mm) and conform with the *Equipment Rules*.

### **Teeing Area**

The area the player must play from in starting the hole they are playing.

The *teeing area* is a rectangle that is two *club-lengths* deep where:

- The front edge is defined by the line between the forward-most points of two tee-markers set by the *Committee*, and
- The side edges are defined by the lines back from the outside points of the tee-markers.

The *teeing area* is one of the five defined *areas of the course*.

All other teeing locations on the *course* (whether on the same hole or any other hole) are part of the *general area*.

### **Temporary Water**

Any temporary accumulation of water on the surface of the ground (such as puddles from rain or irrigation or an overflow from a body of water) that:

- Is not in a *penalty area*, and
- Can be seen before or after the player takes a *stance* (without pressing down excessively with their feet).

It is not enough for the ground to be merely wet, muddy or soft or for the water to be momentarily visible as the player steps on the ground; an accumulation of water must remain present either before or after the *stance* is taken.

Special cases:

- **Dew and Frost** are not *temporary water*.
- **Snow and Natural Ice** (other than frost), are either *loose impediments* or, when on the ground, *temporary water*, at the player's option.
- **Manufactured Ice** is an *obstruction*.

**Three-Ball**

A form of *match play* where:

- Each of three players plays an individual match against the other two players at the same time, and
- Each player plays one ball that is used in both of their matches.

**Wrong Ball**

Any ball other than the player's:

- Ball *in play* (whether the original ball or a *substituted* ball),
- *Provisional ball* (before it is abandoned under Rule 18.3c), or
- Second ball in *stroke play* played under Rule 14.7b or 20.1c.

Examples of a *wrong ball* are:

- Another player's ball *in play*,
- A stray ball, and
- The player's own ball that is *out of bounds*, has become *lost* or has been lifted and not yet put back *in play*.

**Wrong Green**

Any green on the *course* other than the *putting green* for the hole the player is playing. *Wrong greens* include:

- The putting greens for all other holes that the player is not playing at the time,
- The normal putting green for a hole where a temporary green is being used, and
- All practice greens for putting, chipping or pitching, unless the *Committee* excludes them by Local Rule.

*Wrong greens* are part of the *general area*.

### ***Wrong Place***

Any place on the *course* other than where the player is required or allowed to play their ball under the Rules.

Examples of playing from a *wrong place* are:

- Playing a ball after *replacing* it on the wrong spot or without *replacing* it when required by the Rules,
- Playing a *dropped* ball from outside the required *relief area*,
- Taking relief under a wrong Rule, so that the ball is *dropped* in and played from a place not allowed under the Rules, and
- Playing a ball from a *no play zone* or when a *no play zone* interferes with the player's area of intended *stance* or swing.

A player has not played from a *wrong place* in the following situations:

- When a ball has been played from outside the *teeing area* in starting play of a hole or in trying to correct that mistake (see Rule 6.1b), or
- When a ball has been played from where it comes to rest after the player has failed to replay a *stroke* when required to do so.



# Index





# Index

	Rule	Page
<b>Abnormal Course Conditions</b>		
- Ball Not Found	16.1e	142
- Bunker	16.1c	140
- General Area	16.1b	139
- Ground Under Repair	16.1	137
- Lifting to Determine If Relief Allowed	16.4	148
- No Play Zone	16.1f	143
- Penalty Area	16.1a(2)	139
- Putting Green	16.1d	142
- Stroke Clearly Unreasonable	16.1a(3)	139
- When Relief Allowed	16.1a(1)	137
<b>Advice and Other Help</b>		
- Advice	10.2a	87
- Help from an Aide, Other Person or Supervisor - Players with Disabilities	25.2a, 25.4a, 25.5a	203, 206, 210
- Line of Play	10.2b	88
- Objects to Help with Alignment	10.2b(3)	89
- Objects to Help with Alignment for Players Who Are Blind	25.2c	203
- Physical Help and Protection from Elements	10.2b(5)	90
<b>Aides</b>		
- Help from an Aide, Other Person or Supervisor - Players with Disabilities	25.2a, 25.4a, 25.4b, 25.5a	203, 206, 206, 210
- Player Allowed Only One Aide - Players with Disabilities	25.2b, 25.4c, 25.5b	203, 207, 210
<b>Alternate Shot</b>	See Foursomes	
<b>Animal Holes</b>	See Abnormal Course Conditions	
<b>Artificial Paths</b>	See Abnormal Course Conditions	
<b>Ball</b>		
- Breaks into Pieces	4.2b, 4.2c	43
- Conforming Balls	4.2a	43
- Cut or Cracked	4.2c	43
- Helping with Play - On the Putting Green	15.3a	134
- Interfering with Play - Anywhere	15.3b	135
- Substituting Ball	4.2c(2), 14.2	44, 115

	Rule	Page
<b>Ball in Motion</b>		
- Deliberately Altering Conditions to Affect Ball in Motion	11.3	98
- Deliberately Deflected or Stopped by Person	11.2	96
- Hits Assistive Mobility Device	25.4k	208
- Hits Outside Influence (Including Equipment)	11.1	94
- Hits Person	11.1	94
- Lifting Ball from Putting Green	11.3	98
- Moving Flagstick	11.3	98
<b>Ball in Play</b>	14.4	123
<b>Ball Moved</b>		
- By Animal	9.6	83
- By Another Player in Stroke Play	9.6	83
- By Any Other Person	9.6	83
- By Caddie	9.4	81
- By Opponent in Match Play	9.5	82
- By Opponent in Match Play, When Penalty Applies	9.5b	83
- By Opponent's Caddie in Match Play	9.5	82
- By Outside Influence	9.6	83
- By Partner	22.2, 23.5b	189, 196
- By Player	9.4	81
- By Player, When Penalty Applies	9.4b	81
- By Wind, Water or Other Natural Forces	9.3	80
- Deciding What Caused the Ball to Move	9.2b	80
- Deciding Whether Ball Moved	9.2a	80
- During Backswing or Stroke	9.1b	79
- Helping with Play - On the Putting Green	15.3a	134
<b>Ball Played as It Lies</b>	9.1a	79
<b>Ball-Marker</b>		
- Helping or Interfering with Play	15.3c	135
- Lifted or Moved	9.7a	84
- Penalty for Opponent Lifting or Moving	9.7b	84
<b>Bunker</b>	12	100
- Abnormal Course Condition	16.1c	140
- Dangerous Animal Condition	16.2	144
- Loose Impediments	12.2a, 15.1	101, 130
- Movable Obstructions	12.2a, 15.2	101, 131
- Unplayable Ball	19.3	169
- Unplayable Ball for Players Using a Wheeled Mobility Device	25.4n	209

## Index

	Rule	Page
- When Ball Is in Bunker	12.1	101
- When Touching Sand Does Not Result in Penalty	12.2b(2)	102
- When Touching Sand Does Not Result in Penalty - Players with Disabilities	25.4i	209
- When Touching Sand Results in Penalty	12.2b(1)	101
<b>Caddie</b>		
- Actions Allowed with Player Authority	10.3b(2)	92
- Actions Always Allowed	10.3b, 10.2b(1)	92, 88
- Actions Not Allowed	10.3b(3)	92
- Breach of Rules	10.3c	93
- Modification for Players with Disabilities	25.2e, 25.4j, 25.5d	204, 208, 211
- One Caddie Allowed at a Time	10.3a(1)	90
- Restricted Area for Caddie Before Player Makes Stroke	10.2b(4)	89
- Restricted Area for Caddie for Players Who Are Blind	25.2d	204
- Sharing a Caddie	10.3a(2)	91
<b>Cleaning Ball</b>	14.1c	115
<b>Clubs</b>		
- Adding or Replacing Clubs	4.1b(3),(4)	40, 41
- Changing Playing Characteristics	4.1a(3)	39
- Conforming Clubs	4.1a(1)	38
- Limit of 14 Clubs	4.1b(1)	40
- Sharing Clubs	4.1b(2), 22.5, 23.7	40, 191, 196
- Taking Clubs Out of Play	4.1c	42
- Use or Repair of Club Damaged During Round	4.1a(2)	38
<b>Completing a Hole</b>	6.5	68
<b>Conditions Deliberately Altered</b>		
- Affecting Another Player's Ball	8.3	78
- Affecting Other Physical Conditions	8.2b	77
- Affecting the Lie of the Ball	8.2, 22.2, 23.5b	77, 189, 196
- Prohibited Actions	8.3b	78
<b>Conditions Worsened</b>	8.1d	76
<b>Conduct</b>		
- Code of Conduct	1.2b	21
- Expected Player Conduct	1.2a	20
<b>Correcting Mistake</b>		
- When Changing Option Allowed	14.5b	124
- When Corrections May Be Made	14.5a	124
- When Penalty Applies	14.5c	125

Course	Rule	Page
- Specific Areas	2.2b	26
- When Ball Touches Two Areas	2.2c	27
<b>Dangerous Animal</b>		
- How to Take Relief	16.2b	144
- When Relief Is Allowed	16.2a	144
<b>Dropping Ball</b>		
- Accidentally Deflected After Ball Strikes Ground	14.3c	120
- Ball Comes to Rest Outside Relief Area	14.3c(2)	121
- Ball Must Be Dropped in and Come to Rest in Relief Area	14.3c(1)	120
- Deliberately Deflected	14.3d	122
- How Ball Must Be Dropped	14.3b	118
- How Ball Must Be Dropped - Players with Disabilities	25.2h, 25.3c, 25.4a, 25.6b	205, 205 206, 212
- Original Ball or Another Ball May Be Used	14.3a	118
<b>Embedded Ball</b>		
- How to Take Relief	16.3b	146
- When Relief Is Allowed	16.3a	145
<b>Ending a Round</b>	5.3b	52
<b>Equipment</b>		
- Assistive Mobility Devices	25.4f	207
- Audio and Video	4.3a(4)	46
- Distance and Directional Information	4.3a(1)	45
- Gloves and Gripping Agents	4.3a(5)	46
- Information Gathered Before or During Round	4.3a(3)	45
- Information on Wind and Weather	4.3a(2)	45
- Medical Exceptions	4.3b(1)	47
- Status of Prosthetic Devices	25.3a	205
- Stretching Devices and Training Aids	4.3a(6)	47
- Tape or Similar Coverings	4.3b(2)	48
<b>Flagstick</b>	13.2	108
- Ball Hits Flagstick or Person When Flagstick Attended	13.2b(2)	110
- Ball Resting Against Flagstick in Hole	13.2c	111
- Leaving Flagstick in Hole	13.2a	108
- Removing Flagstick from Hole	13.2b(1)	110
<b>Forms of Play: Match Play or Stroke Play</b>	3.1a	28
<b>Forms of Play: Other</b>	21.5	188

	Rule	Page
<b>Four-Ball</b>	23.1	192
- Order of Play	23.6	196
- Ball Deliberately Deflected	23.2c	193
- One or Both Partners May Represent Side	23.4	195
- Partners Sharing Clubs	23.7	196
- Partner Standing Behind Player During Stroke	23.8	196
- Penalties	23.9	197
- Player Responsible for Partner's Actions	23.5b	196
- Player's Actions Affecting Partner's Play	23.5a	195
- Scorecard in Stroke Play	23.2b	193
- Side's Score - Match Play and Stroke Play	23.2a	192
- When Absent Partner May Join Group	23.4	195
- When Round Ends	23.3b	194
- When Round Starts	23.3a	194
- Whether Conceded Stroke May Be Played	23.6	196
<b>Foursomes</b>	22.1	189
- Either Partner May Act for Side	22.2	189
- Partner to Play First	22.4a	190
- Partners Sharing Clubs	22.5	191
- Partner Standing Behind Player During Stroke	22.6	191
- Side Must Alternate in Making Strokes	22.3	190
- Starting Round	22.4b	191
- When Wrong Partner Plays	22.3	190
<b>Game of Golf</b>	1.1	20
<b>General Area</b>	2.2a	25
<b>Gross Scores</b>	3.1c(1)	29
<b>Ground Under Repair</b>	See Abnormal Course Conditions	
<b>Groups</b>		
- Match Play	5.4a	52
- Stroke Play	5.4b	52
<b>Identifying Ball</b>		
- Ball Accidentally Moved When Identifying	7.4	72
- How to Identify Ball	7.2	71
- Lifting Ball to Identify It	7.3	71
<b>Immovable Obstructions</b>	See Abnormal Course Conditions	

	Rule	Page
<b>Improving Conditions</b>		
- Actions That Are Allowed	8.1b	74
- Actions That Are Not Allowed	8.1a	73
- Conditions Affecting the Stroke	8.1	73
- Restoring Conditions Improved	8.1c	75
<b>Lifting and Replacing Ball</b>		
	See Replacing Ball	
- Cleaning Ball	14.1c	115
- How to Replace Ball	14.2b(2)	116
- How to Replace Ball - Players With Disabilities	25.3d, 25.4e	205, 207
- Original Ball Must Be Used	14.2a	115
- Spot Must Be Marked	14.1a	114
- Who May Lift	14.1b	114
- Who May Lift - Players With Disabilities	25.2g, 25.4a, 25.5d	204, 206, 211
- Who Must Replace	14.2b	116
- Who Must Replace - Players With Disabilities	25.2h, 25.3c, 25.4a	205, 205, 206
<b>Loose Impediments</b>		
	15.1	130
- Ball Moved During Removal	15.1b	131
- Removal of Loose Impediments	15.1a	130
<b>Lost Ball</b>		
- What to Do When Ball Is Lost	18.2b	161
- When a Ball Is Lost	18.2a(1)	160
<b>Making Stroke</b>		
- Anchoring the Club	10.1b	85
- Anchoring the Club - Players with Disabilities	25.3b, 25.4h	205, 208
- Ball Falling Off Tee	10.1d	86
- Ball Moves After Backswing Begun	10.1d	86
- Ball Moving in Water	10.1d	86
- Fairly Striking the Ball	10.1a	85
- Standing Across or on Line of Play	10.1c	86
- Standing Across or on Line of Play for Players Using an Assistive Mobility Device	25.4i	208
<b>Match Play</b>		
- Applying Handicaps	3.2c	31
- Concessions	3.2b	30
- Extending a Tied Match	3.2a(4)	30
- Knowing Match Score	3.2d(3)	33
- Protecting Own Rights and Interests	3.2d(4)	33

	Rule	Page
- Telling Opponent About Number of Strokes Taken	3.2d(1)	32
- Telling Opponent About Penalty	3.2d(2)	32
- Tying a Hole	3.2a(2)	29
- When Result Is Final	3.2a(5)	30
- Winning a Hole	3.2a(1)	29
- Winning a Match	3.2a(3)	30
<b>Maximum Score</b>	21.2	183
- Ball Deliberately Deflected	21.2d	184
- Penalties	21.2c	184
- Scoring	21.2b	183
- When Round Ends	21.2e	185
<b>Modifications for Players with Disabilities</b>	25	202
- Anchoring the Club	25.3b, 25.4h	205, 208
- Dropping Ball	25.2h, 25.3c, 25.4a, 25.6b	205, 205 206, 212
- For Players Who Are Amputees	25.3	205
- For Players Who Are Blind	25.2	203
- For Players with Intellectual Disabilities	25.5	210
- For Players Who Use an Assistive Mobility Device	25.4	206
- General Provisions for All Categories of Disability	25.6	211
- Help from One Aide Only	25.2b, 25.4c, 25.5b	203, 207, 210
- Help from an Aide, Other Person or Supervisor	25.2a, 25.4a, 25.5a	203, 206, 210
- Lateral Relief Option for Players Using Wheeled Mobility Device	25.4m	209
- Lifting and Replacing Ball	25.2g, 25.2h, 25.3c, 25.3d, 25.4a, 25.4e, 25.5d	204, 205 205, 205, 206 207, 211
- Players with Both Intellectual and Physical Disabilities	25.5e	211
- Restricted Area for Caddie for Player Who Is Blind	25.2d	204
- Setting Down Object to Help with Alignment for Players Who Are Blind	25.2c	203
- Status of Prosthetic Devices	25.3a	205
- When Touching Sand Does Not Result in Penalty	25.2f, 25.4l	204, 209
<b>Movable Obstructions</b>	15.2	131
- Ball Not Found	15.2b	133
- Relief Anywhere Except Putting Green	15.2a(2)	132

	<b>Rule</b>	<b>Page</b>
- Relief on Putting Green	15.2a(3)	133
- Removal	15.2a(1)	131
<b>Net Scores</b>	3.1c(2)	29
<b>No Play Zones</b>	16.1f, 17.1e	143, 154
<b>Order of Play</b>		
- Four-Ball	23.6	196
- Foursomes	22.4	190
- Match Play	6.4a(1)	65
- Match Play - Playing Out of Turn	6.4a(2)	66
- Playing Again from Teeing Area	6.4c	67
- Playing Provisional Ball Anywhere Except Teeing Area	6.4d(2)	68
- Playing Provisional Ball from Teeing Area	6.4c	67
- Ready Golf	6.4b(2)	67
- Stroke Play	6.4b(1)	66
- When Taking Relief	6.4d(1)	68
<b>Out of Bounds</b>	2.1	25
- What to Do When Ball Is Out of Bounds	18.2b	161
- When a Ball Is Out of Bounds	18.2a(2)	160
<b>Pace of Play</b>		
- Pace of Play Policy	5.6b(3)	55
- Playing Out of Turn	5.6b(2)	55
- Ready Golf	5.6b, 6.4b(2)	54, 67
- Recommendations	5.6b(1)	54
- Unreasonable Delay of Play	5.6a	54
- Unreasonable Delay of Play - Players with Disabilities	25.6a	211
<b>Par/Bogey</b>	21.3	185
- Ball Deliberately Deflected	21.3d	187
- Penalties	21.3c	186
- Scoring	21.3b	185
- When Round Ends	21.3e	187
<b>Penalties</b>	1.3c	23
<b>Penalty Area</b>	17	150
- Ball Not Found	17.1c	151
- Ball Played from Penalty Area Comes to Rest in Penalty Area	17.2a	155
- Ball Played from Penalty Area Is Lost, Out of Bounds or Unplayable	17.2b	158
- How to Take Relief	17.1d	151



	Rule	Page
- No Play Zone	17.1e	154
- No Relief Under Other Rules	17.3	158
- Play Ball as It Lies	17.1b	150
- Relief Options for Red Penalty Area	17.1d	151
- Relief Options for Red Penalty Area for Player Using Wheeled Mobility Device	25.4m	209
- Relief Options for Yellow Penalty Area	17.1d	151
- When a Ball Is in a Penalty Area	17.1a	150
<b>Practice</b>		
- Before or Between Rounds - Match Play	5.2a	51
- Before or Between Rounds - Stroke Play	5.2b	51
- Practising Between Two Holes	5.5b	53
- Practising When Play Is Suspended	5.5c	53
- Practising While Playing Hole	5.5a	53
<b>Provisional Ball</b>		
- Announcing Play of Provisional Ball	18.3b	162
- Playing Provisional Ball More Than Once	18.3c(1)	163
- When Allowed	18.3a	162
- When Provisional Ball Must Be Abandoned	18.3c(3)	165
- When Provisional Ball Becomes the Ball in Play	18.3c(2)	163
<b>Putting Green</b>		
	13	103
- Ball or Ball-Marker Moved - Accidentally	13.1d(1)	105
- Ball or Ball-Marker Moved - By Natural Forces	13.1d(2)	105
- Ball Overhanging Hole	13.3	112
- Deliberate Testing	13.1e	105
- Marking, Lifting and Cleaning	13.1b	103
- Removing Sand and Loose Soil	13.1c(1)	104
- Repair of Damage	13.1c(2)	104
- When Ball Is on Putting Green	13.1a	103
- Wrong Green	13.1f	106
<b>Reasonable Judgment</b>		
	1.3b(2)	22
<b>Replacing Ball</b>		
- How Ball Must Be Replaced	14.2b(2)	116
- Original Lie Altered Except in Sand	14.2d(2)	117
- Original Lie Altered in Sand	14.2d(1)	117
- Replaced Ball Does Not Stay on Original Spot	14.2e	117
- Spot Where Ball Is Replaced	14.2c	116

	<b>Rule</b>	<b>Page</b>
- Who Must Replace a Ball	14.2b(1)	116
- Who Must Replace a Ball - Players with Disabilities	25.2h, 25.3c, 25.4a	205, 205, 206
<b>Rules</b>		
- Applying the Rules	1.3b(1)	22
- Meaning of Rules	1.3a	21
<b>Rules Issues</b>		
- Administrative Mistakes	20.2d	177
- Applying “Naked Eye” Standard When Using Video Evidence	20.2c	176
- Avoiding Unreasonable Delay	20.1a	172
- Correcting Wrong Ruling	20.2d	177
- Disqualifying Players After Result of Match Final	20.2e(1)	177
- Disqualifying Players After Stroke-Play Competition Closed	20.2e(2)	178
- Ineligible Player	20.2f	178
- Match Play	20.1b	172
- Rulings by Committee	20.2b	176
- Rulings by Referee	20.2a	176
- Situations Not Covered by the Rules	20.3	178
- Stroke Play	20.1c	174
<b>Searching for Ball</b>		
- Ball Accidentally Moved During Search	7.4	72
- Fairly Searching for Ball	7.1a	70
- Sand Moved When Searching	7.1b	71
<b>Stableford</b>		
- Ball Deliberately Deflected	21.1d	183
- Penalties	21.1c	182
- Scoring	21.1b	180
- When Round Ends	21.1e	183
<b>Starting a Hole</b>		
- Playing from Inside Teeing Area - Match Play	6.1b(1)	59
- Playing from Inside Teeing Area - Stroke Play	6.1b(2)	60
- When Hole Starts	6.1a	59
<b>Starting a Round</b>		
	5.3a	51
<b>Stopping Play</b>		
- Ball or Ball-Marker Moved While Play Stopped	5.7d(2)	58
- By Agreement in Match Play	5.7a	55
- Immediate Suspension by Committee	5.7b(1)	56

	Rule	Page
- Lifting Ball	5.7d(1)	57
- Lightning	5.7a	55
- Normal Suspension by Committee	5.7b(2)	56
- Resuming Play	5.7c	57
- Suspension by Committee	5.7a	55
- When Players May or Must Stop Play	5.7a	55
<b>Stroke and Distance</b>		
- Playing Again from General Area, Penalty Area or Bunker	14.6b	125
- Playing Again from Putting Green	14.6c	127
- Playing Again from Teeing Area	14.6a	125
<b>Stroke-and-Distance Relief</b>	18.1	159
<b>Stroke Cancelled</b>	14.6	125
<b>Stroke Play</b>		
- Determining a Winner	3.3a	34
- Holing Out	3.3c	37
- Scorecard - Handicap on Scorecard	3.3b(4)	36
- Scorecard - Marker Responsibilities	3.3b(1)	34
- Scorecard - Player Responsibilities	3.3b(2)	35
- Scorecard - Wrong Score for Hole	3.3b(3)	36
<b>Substituting Ball</b>	6.3b	63
<b>Team Competitions</b>	24.1	199
- Advice	24.4	199
- Team Captain	24.3	199
- Terms	24.2	199
<b>Teeing Area</b>	6.2	60
- Ball May Be Teed	6.2b(2)	61
- Improvements Allowed	6.2b(3)	61
- Moving Tee-Markers	6.2b(4)	62
- When Ball in Teeing Area	6.2b(1)	60
- When Teeing Area Rules Apply	6.2a	60
<b>Temporary Water</b>	See Abnormal Course Conditions	
<b>Three-Ball Match Play</b>	21.4	187
- Ball or Ball-Marker Lifted or Moved by Opponent	21.4c	188
- Playing Out of Turn	21.4b	187
<b>Unplayable Ball</b>	19	166
- Back-on-the-Line Relief	19.2b	167
- Bunker - Relief in Bunker	19.3a	169
- Bunker - Relief Outside Bunker	19.3b	170

	<b>Rule</b>	<b>Page</b>
- Bunker - Relief Outside Bunker for Player Using Wheeled Mobility Device	25.4n	209
- General Area	19.2	166
- Lateral Relief	19.2c	167
- Lateral Relief for Player Using Wheeled Mobility Device	25.4m	209
- Penalty Area	19.1	166
- Putting Green	19.2	166
- Stroke-and-Distance Relief	19.2a	166
- When Relief May Be Taken	19.1	166
<b>Wrong Ball</b>	6.3c	64
- Making Stroke at Wrong Ball	6.3c(1)	64
- Player's Ball Played by Another Player	6.3c(2)	65
<b>Wrong Place</b>		
- Correction or Not	14.7b(1)	127
- Not a Serious Breach	14.7b	127
- Place from Where Ball Must Be Played	14.7a	127
- Serious Breach	14.7b	127





---

---

---

---

---

---

---

---

---

---

---

---

---

---

---

---

---

---

---

---

---

---

---

---

---

---



**Notes**

---

---

---

---

---

---

---

---

---

---

---

---

---

---

---

---

---

---

---

---

---

---

---

---

---

---

---

---

---

---



**Notes**

---

---

---

---

---

---

---

---

---

---

---

---

---

---

---

---

---

---

---

---

---

---

---

---

---

---





## Rules of Amateur Status

Amateur golf has a well-established tradition in the game, including a history of competitions limited to amateur golfers. The Rules of Amateur Status define who is eligible to compete as an amateur golfer. Golf is largely self-regulating, and to help protect the integrity of the game by minimizing pressure on the Rules of Golf and the Rules of Handicapping, the Rules of Amateur Status limit the form and value of prizes an amateur golfer is allowed to accept based on performance in competition. It is important that players and administrators understand the Rules of Amateur Status, which can be found at [RandA.org](http://RandA.org)

## Equipment Rules

The Equipment Rules contain the comprehensive Rules, specifications and guidelines to assist equipment manufacturers and designers, tournament officials and players in understanding and applying the Rules relating to the design and manufacture of golf clubs, balls and other equipment. It is the player's responsibility to ensure that the equipment they use conforms to the Rules. An interactive version of the Equipment Rules is accessible from [RandA.org](http://RandA.org), which includes links to official test protocols and/or video demonstrations relevant to the specific Rule, specification or measurement technique being covered.

## Official Guide to the Rules of Golf

The R&A and the USGA have produced the Official Guide to the Rules of Golf as a reference book designed for those involved in the administration of golf at all levels of the game. The Official Guide is a complete Rules resource containing all the Rules, the Clarifications of the Rules, Committee Procedures and Model Local Rules. It also includes many diagrams that explain the Rules in practical situations. The content of the Official Guide can be found at [RandA.org](http://RandA.org)